



ENERG Y IJA
 енергия · ενεργεια IE IA

STIEBEL ELTRON WPE-I 44 H 400
 Premium



55 °C

35 °C



50 dB

Icon of a house with sound waves emanating from it, and a smaller house icon below it.

■ 36	■ 38
■ 36	■ 38
■ 36	■ 38
kW	kW

A map of Europe with various countries shaded in different shades of blue, indicating energy consumption data.

2019

811/2013

Product datasheet: Room heater to regulation (EU) no. 811/2013 / (S.I. 2019 No. 539 / Schedule 2)

		WPE-I 44 H 400 Premium
		201413
Manufacturer		STIEBEL ELTRON
Energy efficiency class for central heating in moderate climates for medium temperature applications		A+++
Energy efficiency class for central heating in moderate climates for low temperature applications		A+++
Rated heating output in moderate climates for average temperature applications (Prated)	kW	36
Rated heating output in moderate climates for low temperature applications (Prated)	kW	38
Seasonal room heating efficiency in moderate climates for average temperature applications (η_s)	%	168
Seasonal room heating efficiency in moderate climates for low temperature applications (η_s)	%	218
Annual energy consumption in moderate climates for average temperature applications (QHE)	kWh/a	16768
Annual energy consumption in moderate climates for low temperature applications (QHE)	kWh/a	13917
Sound power level internal	dB(A)	50
Special measures		For all special measures to be taken during assembly, installation or maintenance of the room heater, see the installation instructions
Rated heating output in colder climates for average temperature applications (Prated)	kW	36
Rated heating output in colder climates for low temperature applications (Prated)	kW	38
Rated heating output in warmer climates for average temperature applications (Prated)	kW	36
Rated heating output in warmer climates for low temperature applications (Prated)	kW	38
Seasonal room heating efficiency in colder climates for average temperature applications (η_s)	%	174
Seasonal room heating efficiency in colder climates for low temperature applications (η_s)	%	226
Seasonal room heating efficiency in warmer climates for average temperature applications (η_s)	%	167
Seasonal room heating efficiency in warmer climates for low temperature applications (η_s)	%	220
Annual energy consumption in colder climates for average temperature applications (QHE)	kWh/a	19290
Annual energy consumption in colder climates for low temperature applications (QHE)	kWh/a	16014
Annual energy consumption in warmer climates for average temperature applications (QHE)	kWh/a	10862
Annual energy consumption in warmer climates for low temperature applications (QHE)	kWh/a	8920



ENERG

енергия · ενεργεια

Y

IJA



IE

IA

STIEBEL ELTRON

WPE-I 44 H 400 Premium







+ 
 + 
 + 
 + 














Product datasheet: Composite system consisting of room heater and temperature controller to regulation (EU) no. 811/2013 / (S.I. 2019 No. 539 / Schedule 2)

		WPE-I 44 H 400 Premium
		201413
Manufacturer		STIEBEL ELTRON
Seasonal room heating efficiency in moderate climates for average temperature applications (η_s)	%	168
Temperature controller class		II
Contribution of temperature controller to room heating energy efficiency	%	2
Value of differential between room heating energy efficiency under moderate climatic conditions and that under colder climatic conditions	%	6
Value of differential between room heating energy efficiency under warmer climatic conditions and that under moderate climatic conditions	%	1
Energy efficiency class for central heating in moderate climates for medium temperature applications		A+++
Room heating energy efficiency class of composite system under moderate climatic conditions		A+++

Required details about room heater and combi heater with heat pump to regulation (EU) no. 813/2013 & 811/2013

		WPE-I 44 H 400 Premium
		201413
Manufacturer		STIEBEL ELTRON
Heat source		Brine
With booster heater		-
Combi boiler with heat pump		-
Rated heating output in colder climates for average temperature applications (Prated)	kW	36
Rated heating output in moderate climates for average temperature applications (Prated)	kW	36
Rated heating output in warmer climates for average temperature applications (Prated)	kW	36
Tj = -7 °C heating output, partial load range in colder climates (Pdh)	kW	21.6
Tj = -7 °C heating output, partial load range under moderate climatic conditions (Pdh)	kW	31.5
Tj = 2 °C heating output, partial load range in colder climates (Pdh)	kW	13.1
Tj = 2 °C heating output, partial load range under moderate climatic conditions (Pdh)	kW	19.2
Tj = 2 °C heating output, partial load range in warmer climates (Pdh)	kW	35.6
Tj = 7 °C heating output, partial load range in colder climates (Pdh)	kW	12.6
Tj = 7 °C heating output, partial load range under moderate climatic conditions (Pdh)	kW	12.3
Tj = 7 °C heating output, partial load range in warmer climates (Pdh)	kW	22.9
Tj = 12 °C heating output, partial load range in colder climates (Pdh)	kW	12.6
Tj = 12 °C heating output, partial load range under moderate climatic conditions (Pdh)	kW	12.6
Tj = 12 °C heating output, partial load range in warmer climates (Pdh)	kW	12.5
Tj = dual mode temperature in colder climates (Pdh)	kW	35.6
Tj = dual mode temperature under moderate climatic conditions (Pdh)	kW	12.4
Tj = dual mode temperature in warmer climates (Pdh)	kW	35.6
Tj = operating temperature limit in colder climates (Pdh)	kW	35.6
Tj = operating temperature limit under moderate climatic conditions (Pdh)	kW	35.6
Tj = operating temperature limit in warmer climates (Pdh)	kW	35.6
For air/water heat pumps: Tj = -15 °C (if TOL < -20 °C) (Pdh)	kW	35.6
Dual mode temperature in colder climates (Tbiv)	°C	-22
Dual mode temperature in moderate climates (Tbiv)	°C	-10
Dual mode temperature in warmer climates (Tbiv)	°C	2
Seasonal room heating efficiency in colder climates for average temperature applications (ηs)	%	174
Seasonal room heating efficiency in moderate climates for average temperature applications (ηs)	%	168
Seasonal room heating efficiency in warmer climates for average temperature applications (ηs)	%	167
Tj = -7 °C COP, partial load range in colder climates (COPd)		4.12
Tj = -7 °C COP, partial load range under moderate climatic conditions (COPd)		3.21
Tj = 2 °C COP, partial load range in colder climates (COPd)		5.02
Tj = 2 °C COP, partial load range under moderate climatic conditions (COPd)		4.39
Tj = 2 °C COP, partial load range in warmer climates (COPd)		2.95
Tj = 7 °C COP, partial load range in colder climates (COPd)		5.32
Tj = 7 °C COP, partial load range under moderate climatic conditions (COPd)		5.16
Tj = 7 °C COP, partial load range in warmer climates (COPd)		3.89
Tj = 12 °C COP, partial load range in colder climates (COPd)		5.49
Tj = 12 °C COP, partial load range under moderate climatic conditions (COPd)		5.34
Tj = 12 °C COP, partial load range in warmer climates (COPd)		5.17
Tj = dual mode temperature in colder climates (COPd)		2.95
Tj = dual mode temperature under moderate climatic conditions (COPd)		2.95
Tj = dual mode temperature in warmer climates (COPd)		2.95

Tj = operating temperature limit in colder climates (COPd)		2.95
Tj = operating temperature limit under moderate climatic conditions (COPd)		2.95
Tj = operating temperature limit in warmer climates (COPd)		2.95
For air/water heat pumps: Tj = -15 °C (if TOL < -20 °C) (COPd)		2.21
Heating water operating temperature limit (WTOL)	°C	65
Power consumption, OFF state (Poff)	W	7.000
Power consumption, thermostat OFF state (PTO)	W	7
Standby power consumption (PSB)	W	7.000
Power consumption, operating state, with crankcase heating (PCK)	W	0.000
Booster heater heating output (PSUB)	kW	0
Type of energy supply, booster heater		electric
Power control		variable
Sound power level internal	dB(A)	50
Annual energy consumption in colder climates for average temperature applications (QHE)	kWh/a	19290
Annual energy consumption in moderate climates for average temperature applications (QHE)	kWh/a	16768
Annual energy consumption in warmer climates for average temperature applications (QHE)	kWh/a	10862
Flow rate, heat source side	m ³ /h	9,75
Special measures	For all special measures to be taken during assembly, installation or maintenance of the room heater, see the installation instructions	