



ENERG Y IJA
 енергия · ενέργεια IE IA

STIEBEL ELTRON

WPE-I 15 HKW 230
 Premium



A+++



A

45 dB



- 14 kW
- 14 kW
- 14 kW

2019

811/2013

Product datasheet: Combi heater to regulation (EU) no. 811/2013 / (S.I. 2019 No. 539 / Schedule 2)

		WPE-I 15 HKW 230 Premium
		202481
Manufacturer		STIEBEL ELTRON
Load profile		XL
Energy efficiency class for central heating in moderate climates for medium temperature applications		A+++
Energy efficiency class for central heating in moderate climates for low temperature applications		A+++
Energy efficiency category for DHW heating under moderate climatic conditions		A
Rated heating output in moderate climates for average temperature applications (Prated)	kW	14
Rated heating output in moderate climates for low temperature applications (Prated)	kW	14
Annual energy consumption in moderate climates for average temperature applications (QHE)	kWh/a	6476
Annual energy consumption in moderate climates for low temperature applications (QHE)	kWh/a	5489
Annual power consumption in moderate climates (AEC)	kWh/a	1451
Seasonal room heating efficiency in moderate climates for average temperature applications (η_s)	%	168
Seasonal room heating efficiency in moderate climates for low temperature applications (η_s)	%	210
Energy efficiency for DHW heating (η_{wh}) under moderate climatic conditions	%	115
Sound power level internal	dB(A)	45
Special measures	For all special measures to be taken during assembly, installation or maintenance of the room heater, see the installation instructions	
Rated heating output in colder climates for average temperature applications (Prated)	kW	14
Rated heating output in colder climates for low temperature applications (Prated)	kW	14
Rated heating output in warmer climates for average temperature applications (Prated)	kW	14
Rated heating output in warmer climates for low temperature applications (Prated)	kW	14
Annual energy consumption in colder climates for average temperature applications (QHE)	kWh/a	7451
Annual energy consumption in colder climates for low temperature applications (QHE)	kWh/a	6298
Annual energy consumption in warmer climates for average temperature applications (QHE)	kWh/a	4211
Annual energy consumption in warmer climates for low temperature applications (QHE)	kWh/a	3573
Annual power consumption in colder climates (AEC)	kWh/a	1451
Annual power consumption in warmer climates (AEC)	kWh/a	1451
Seasonal room heating efficiency in colder climates for average temperature applications (η_s)	%	174.2
Seasonal room heating efficiency in colder climates for low temperature applications (η_s)	%	218.4
Seasonal room heating efficiency in warmer climates for average temperature applications (η_s)	%	166.7
Seasonal room heating efficiency in warmer climates for low temperature applications (η_s)	%	208.3
Energy efficiency for DHW heating (η_{wh}) under colder climatic conditions	%	115
Energy efficiency for DHW heating (η_{wh}) under warmer climatic conditions	%	115
Operation exclusively enabled during low load times		-



ENERG

енергия · ενέργεια

Y

IJA




IE

IA




STIEBEL ELTRON

WPE-I 15 HKW 230 Premium





Product datasheet: Composite system consisting of room heater and temperature controller to regulation (EU) no. 811/2013 / (S.I. 2019 No. 539 / Schedule 2)

		WPE-I 15 HKW 230 Premium
		202481
Manufacturer		STIEBEL ELTRON
Seasonal room heating efficiency in moderate climates for average temperature applications (η_s)	%	168
Contribution of temperature controller to room heating energy efficiency	%	4
Room heating energy efficiency of composite system under moderate climatic conditions	%	177.7
Room heating energy efficiency of composite system under colder climatic conditions	%	177.7
Room heating energy efficiency of composite system under warmer climatic conditions	%	170.2
Value of differential between room heating energy efficiency under moderate climatic conditions and that under colder climatic conditions	%	6.5
Value of differential between room heating energy efficiency under warmer climatic conditions and that under moderate climatic conditions	%	1
Energy efficiency class for central heating in moderate climates for medium temperature applications		A+++
Room heating energy efficiency class of composite system under moderate climatic conditions		A+++
Energy efficiency category for DHW heating under moderate climatic conditions		A
Load profile		XL

Required details about room heater and combi heater with heat pump to regulation (EU) no. 813/2013 & 811/2013

		WPE-I 15 HKW 230 Premium
		202481
Manufacturer		STIEBEL ELTRON
Heat source		Brine
Low temperature heat pump		-
With booster heater		x
Combi boiler with heat pump		x
Rated heating output in colder climates for average temperature applications (Prated)	kW	14
Rated heating output in moderate climates for average temperature applications (Prated)	kW	14
Rated heating output in warmer climates for average temperature applications (Prated)	kW	14
Tj = -7 °C heating output, partial load range in colder climates (Pdh)	kW	8.32
Tj = -7 °C heating output, partial load range under moderate climatic conditions (Pdh)	kW	12.16
Tj = 2 °C heating output, partial load range in colder climates (Pdh)	kW	5.05
Tj = 2 °C heating output, partial load range under moderate climatic conditions (Pdh)	kW	7.4
Tj = 2 °C heating output, partial load range in warmer climates (Pdh)	kW	13.77
Tj = 7 °C heating output, partial load range in colder climates (Pdh)	kW	3.24
Tj = 7 °C heating output, partial load range under moderate climatic conditions (Pdh)	kW	4.75
Tj = 7 °C heating output, partial load range in warmer climates (Pdh)	kW	8.83
Tj = 12 °C heating output, partial load range in colder climates (Pdh)	kW	2.23
Tj = 12 °C heating output, partial load range under moderate climatic conditions (Pdh)	kW	2.22
Tj = 12 °C heating output, partial load range in warmer climates (Pdh)	kW	3.92
Tj = dual mode temperature in colder climates (Pdh)	kW	13.77
Tj = dual mode temperature under moderate climatic conditions (Pdh)	kW	13.77
Tj = dual mode temperature in warmer climates (Pdh)	kW	13.77
Tj = operating temperature limit in colder climates (Pdh)	kW	13.77
Tj = operating temperature limit under moderate climatic conditions (Pdh)	kW	13.77
Tj = operating temperature limit in warmer climates (Pdh)	kW	13.77
Dual mode temperature in colder climates (Tbiv)	°C	-22
Dual mode temperature in moderate climates (Tbiv)	°C	-10
Dual mode temperature in warmer climates (Tbiv)	°C	2
Seasonal room heating efficiency in colder climates for average temperature applications (ηs)	%	174.2
Seasonal room heating efficiency in moderate climates for average temperature applications (ηs)	%	168
Seasonal room heating efficiency in warmer climates for average temperature applications (ηs)	%	166.7
Tj = -7 °C COP, partial load range in colder climates (COPd)		4.24
Tj = -7 °C COP, partial load range under moderate climatic conditions (COPd)		3.4
Tj = 2 °C COP, partial load range in colder climates (COPd)		4.94
Tj = 2 °C COP, partial load range under moderate climatic conditions (COPd)		4.44
Tj = 2 °C COP, partial load range in warmer climates (COPd)		3.26
Tj = 7 °C COP, partial load range in colder climates (COPd)		5.24
Tj = 7 °C COP, partial load range under moderate climatic conditions (COPd)		5.03
Tj = 7 °C COP, partial load range in warmer climates (COPd)		3.99
Tj = 12 °C COP, partial load range in colder climates (COPd)		5.44
Tj = 12 °C COP, partial load range under moderate climatic conditions (COPd)		5.31
Tj = 12 °C COP, partial load range in warmer climates (COPd)		5.16
Tj = dual mode temperature in colder climates (COPd)		3.26
Tj = dual mode temperature under moderate climatic conditions (COPd)		3.26
Tj = dual mode temperature in warmer climates (COPd)		3.26

Tj = operating temperature limit in colder climates (COPd)		3.26
Tj = operating temperature limit under moderate climatic conditions (COPd)		3.26
Tj = operating temperature limit in warmer climates (COPd)		3.26
Operating temperature limit in moderate climates (TOL)	°C	-10.000
Heating water operating temperature limit (WTOL)	°C	75
Power consumption, OFF state (Poff)	W	19.000
Power consumption, thermostat OFF state (PTO)	W	19
Standby power consumption (PSB)	W	19.000
Power consumption, operating state, with crankcase heating (PCK)	W	0.000
Booster heater heating output in colder climates (Psup)	kW	0
Booster heater heating output (PSUB)	kW	0
Booster heater heating output in warmer climates (Psup)	kW	0
Type of energy supply, booster heater		electric
Power control		variable
Sound power level internal	dB(A)	45
Annual energy consumption in colder climates for average temperature applications (QHE)	kWh/a	7451
Annual energy consumption in moderate climates for average temperature applications (QHE)	kWh/a	6476
Annual energy consumption in warmer climates for average temperature applications (QHE)	kWh/a	4211
Flow rate, heat source side	m ³ /h	1,31
Load profile		XL
Daily power consumption in colder climates (QELEC)	kWh	6.61
Daily power consumption (Qelec)	kWh	6.61
Daily power consumption in warmer climates (QELEC)	kWh	6.61
Annual power consumption in colder climates (AEC)	kWh/a	1451
Annual power consumption in moderate climates (AEC)	kWh/a	1451
Annual power consumption in warmer climates (AEC)	kWh/a	1451
Energy efficiency for DHW heating (Γ_{wh}) under moderate climatic conditions	%	115
Special measures	For all special measures to be taken during assembly, installation or maintenance of the room heater, see the installation instructions	