



ENERG Y IJA
енергия · ενέργεια IE IA


STIEBEL ELTRON WPE-I 05 H 400 Plus




55 °C

35 °C





44 dB



| | |
|-----|-----|
| ■ 6 | ■ 6 |
| ■ 6 | ■ 6 |
| ■ 6 | ■ 7 |

kW kW



2019

811/2013

Product datasheet: Room heater to regulation (EU) no. 811/2013 / (S.I. 2019 No. 539 / Schedule 2)

| | | WPE-I 05 H 400 Plus |
|---|-------|----------------------------|
| | | 205828 |
| Manufacturer | | STIEBEL ELTRON |
| Energy efficiency class for central heating in moderate climates for medium temperature applications | | A++ |
| Energy efficiency class for central heating in moderate climates for low temperature applications | | A+++ |
| Rated heating output in moderate climates for average temperature applications (Prated) | kW | 6 |
| Rated heating output in moderate climates for low temperature applications (Prated) | kW | 6 |
| Seasonal room heating efficiency in moderate climates for average temperature applications (η_s) | % | 135 |
| Seasonal room heating efficiency in moderate climates for low temperature applications (η_s) | % | 181 |
| Annual energy consumption in moderate climates for average temperature applications (QHE) | kWh/a | 3672 |
| Annual energy consumption in moderate climates for low temperature applications (QHE) | kWh/a | 2630 |
| Sound power level internal | dB(A) | 44 |
| Rated heating output in colder climates for average temperature applications (Prated) | kW | 6 |
| Rated heating output in colder climates for low temperature applications (Prated) | kW | 6 |
| Rated heating output in warmer climates for average temperature applications (Prated) | kW | 6 |
| Rated heating output in warmer climates for low temperature applications (Prated) | kW | 7 |
| Seasonal room heating efficiency in colder climates for average temperature applications (η_s) | % | 138 |
| Seasonal room heating efficiency in colder climates for low temperature applications (η_s) | % | 187 |
| Seasonal room heating efficiency in warmer climates for average temperature applications (η_s) | % | 135 |
| Seasonal room heating efficiency in warmer climates for low temperature applications (η_s) | % | 183 |
| Annual energy consumption in colder climates for average temperature applications (QHE) | kWh/a | 4104 |
| Annual energy consumption in colder climates for low temperature applications (QHE) | kWh/a | 3170 |
| Annual energy consumption in warmer climates for average temperature applications (QHE) | kWh/a | 2237 |
| Annual energy consumption in warmer climates for low temperature applications (QHE) | kWh/a | 1825 |



ENERG

енергия · ενεργεια



STIEBEL ELTRON

WPE-I 05 H 400 Plus





+ 

+ 

+ 

+ 




Product datasheet: Composite system consisting of room heater and temperature controller to regulation (EU) no. 811/2013 / (S.I. 2019 No. 539 / Schedule 2)

| | | WPE-I 05 H 400 Plus |
|---|---|----------------------------|
| | | 205828 |
| Manufacturer | | STIEBEL ELTRON |
| Seasonal room heating efficiency in moderate climates for average temperature applications (η_s) | % | 135 |
| Temperature controller class | | III |
| Contribution of temperature controller to room heating energy efficiency | % | 1 |
| Room heating energy efficiency of composite system under moderate climatic conditions | % | 135 |
| Room heating energy efficiency of composite system under colder climatic conditions | % | 138 |
| Room heating energy efficiency of composite system under warmer climatic conditions | % | 135 |
| Energy efficiency class for central heating in moderate climates for medium temperature applications | | A++ |
| Room heating energy efficiency class of composite system under moderate climatic conditions | | A++ |

Required details about room heater and combi heater with heat pump to regulation (EU) no. 813/2013 & 811/2013

| | | WPE-I 05 H 400 Plus |
|---|----|----------------------------|
| | | 205828 |
| Manufacturer | | STIEBEL ELTRON |
| Heat source | | Brine |
| Low temperature heat pump | | - |
| With booster heater | | x |
| Combi boiler with heat pump | | x |
| Rated heating output in colder climates for average temperature applications (Prated) | kW | 6 |
| Rated heating output in moderate climates for average temperature applications (Prated) | kW | 6 |
| Rated heating output in warmer climates for average temperature applications (Prated) | kW | 6 |
| Tj = -7 °C heating output, partial load range in colder climates (Pdh) | kW | 5.2 |
| Tj = -7 °C heating output, partial load range under moderate climatic conditions (Pdh) | kW | 5.1 |
| Tj = 2 °C heating output, partial load range in colder climates (Pdh) | kW | 5.7 |
| Tj = 2 °C heating output, partial load range under moderate climatic conditions (Pdh) | kW | 5.6 |
| Tj = 2 °C heating output, partial load range in warmer climates (Pdh) | kW | 5.5 |
| Tj = 7 °C heating output, partial load range in colder climates (Pdh) | kW | 5.7 |
| Tj = 7 °C heating output, partial load range under moderate climatic conditions (Pdh) | kW | 5.7 |
| Tj = 7 °C heating output, partial load range in warmer climates (Pdh) | kW | 5.6 |
| Tj = 12 °C heating output, partial load range in colder climates (Pdh) | kW | 5.7 |
| Tj = 12 °C heating output, partial load range under moderate climatic conditions (Pdh) | kW | 5.7 |
| Tj = 12 °C heating output, partial load range in warmer climates (Pdh) | kW | 5.7 |
| Tj = dual mode temperature in colder climates (Pdh) | kW | 5.1 |
| Tj = dual mode temperature under moderate climatic conditions (Pdh) | kW | 5.1 |
| Tj = dual mode temperature in warmer climates (Pdh) | kW | 5.1 |
| Tj = operating temperature limit in colder climates (Pdh) | kW | 5.0 |
| Tj = operating temperature limit under moderate climatic conditions (Pdh) | kW | 5.0 |
| Tj = operating temperature limit in warmer climates (Pdh) | kW | 5.0 |
| Dual mode temperature in colder climates (Tbiv) | °C | -16 |
| Dual mode temperature in moderate climates (Tbiv) | °C | -5 |
| Dual mode temperature in warmer climates (Tbiv) | °C | 4 |
| Seasonal room heating efficiency in colder climates for average temperature applications (ηs) | % | 138 |
| Seasonal room heating efficiency in moderate climates for average temperature applications (ηs) | % | 135 |
| Seasonal room heating efficiency in warmer climates for average temperature applications (ηs) | % | 135 |
| Tj = -7 °C COP, partial load range in colder climates (COPd) | | 3.47 |
| Tj = -7 °C COP, partial load range under moderate climatic conditions (COPd) | | 3.07 |
| Tj = 2 °C COP, partial load range in colder climates (COPd) | | 3.86 |
| Tj = 2 °C COP, partial load range under moderate climatic conditions (COPd) | | 3.60 |
| Tj = 2 °C COP, partial load range in warmer climates (COPd) | | 2.77 |
| Tj = 7 °C COP, partial load range in colder climates (COPd) | | 5.40 |
| Tj = 7 °C COP, partial load range under moderate climatic conditions (COPd) | | 5.30 |
| Tj = 7 °C COP, partial load range in warmer climates (COPd) | | 5.20 |
| Tj = 12 °C COP, partial load range in colder climates (COPd) | | 5.40 |
| Tj = 12 °C COP, partial load range under moderate climatic conditions (COPd) | | 5,4 |
| Tj = 12 °C COP, partial load range in warmer climates (COPd) | | 5.30 |
| Tj = dual mode temperature in colder climates (COPd) | | 4.60 |
| Tj = dual mode temperature under moderate climatic conditions (COPd) | | 3.21 |
| Tj = dual mode temperature in warmer climates (COPd) | | 4.59 |

| | | |
|---|-------------------|----------|
| Tj = operating temperature limit in colder climates (COPd) | | 2.77 |
| Tj = operating temperature limit under moderate climatic conditions (COPd) | | 2.77 |
| Tj = operating temperature limit in warmer climates (COPd) | | 2.77 |
| Heating water operating temperature limit (WTOL) | °C | 65 |
| Power consumption, OFF state (Poff) | W | 4.000 |
| Power consumption, thermostat OFF state (PTO) | W | 7 |
| Standby power consumption (PSB) | W | 7 |
| Power consumption, operating state, with crankcase heating (PCK) | W | 0 |
| Booster heater heating output in colder climates (Psup) | kW | 0.7 |
| Booster heater heating output in moderate climate (Psup) | kW | 0.5 |
| Booster heater heating output in warmer climates (Psup) | kW | 1.0 |
| Type of energy supply, booster heater | | electric |
| Sound power level internal | dB(A) | 44 |
| Annual energy consumption in colder climates for average temperature applications (QHE) | kWh/a | 4104 |
| Annual energy consumption in moderate climates for average temperature applications (QHE) | kWh/a | 3672 |
| Annual energy consumption in warmer climates for average temperature applications (QHE) | kWh/a | 2237 |
| Flow rate, heat source side | m ³ /h | 0,9 |
| Load profile | | XL |
| Daily power consumption in colder climates (QELEC) | kWh | 6.396 |
| Daily power consumption (Qelec) | kWh | 6.396 |
| Daily power consumption in warmer climates (QELEC) | kWh | 6.396 |
| Energy efficiency for DHW heating (Γ_{wh}) under moderate climatic conditions | % | 122 |