



ENERG
енергия · ενέργεια



STIEBEL ELTRON WPF 7 basic



55 °C

35 °C



A+

A+++

47 dB

| | |
|-----|------|
| ■ 9 | ■ 10 |
| ■ 7 | ■ 8 |
| ■ 7 | ■ 8 |

kW kW

2019

811/2013


Product datasheet: Room heater to regulation (EU) no. 811/2013 / (S.I. 2019 No. 539 / Schedule 2)

| | | WPF 7 basic |
|---|-------|---|
| | | 230945 |
| Manufacturer | | STIEBEL ELTRON |
| Energy efficiency class for central heating in moderate climates for medium temperature applications | | A+ |
| Energy efficiency class for central heating in moderate climates for low temperature applications | | A+++ |
| Rated heating output in moderate climates for average temperature applications (Prated) | kW | 7 |
| Rated heating output in moderate climates for low temperature applications (Prated) | kW | 8 |
| Seasonal room heating efficiency in moderate climates for average temperature applications (η_s) | % | 122 |
| Seasonal room heating efficiency in moderate climates for low temperature applications (η_s) | % | 192 |
| Annual energy consumption in moderate climates for average temperature applications (QHE) | kWh/a | 4298 |
| Annual energy consumption in moderate climates for low temperature applications (QHE) | kWh/a | 3153 |
| Sound power level internal | dB(A) | 47 |
| Special measures | | For all special measures to be taken during assembly, installation or maintenance of the room heater, see the installation instructions |
| Rated heating output in colder climates for average temperature applications (Prated) | kW | 9 |
| Rated heating output in colder climates for low temperature applications (Prated) | kW | 10 |
| Rated heating output in warmer climates for average temperature applications (Prated) | kW | 7 |
| Rated heating output in warmer climates for low temperature applications (Prated) | kW | 8 |
| Seasonal room heating efficiency in colder climates for average temperature applications (η_s) | % | 128 |
| Seasonal room heating efficiency in colder climates for low temperature applications (η_s) | % | 200 |
| Seasonal room heating efficiency in warmer climates for average temperature applications (η_s) | % | 121 |
| Seasonal room heating efficiency in warmer climates for low temperature applications (η_s) | % | 191 |
| Annual energy consumption in colder climates for average temperature applications (QHE) | kWh/a | 6253 |
| Annual energy consumption in colder climates for low temperature applications (QHE) | kWh/a | 4517 |
| Annual energy consumption in warmer climates for average temperature applications (QHE) | kWh/a | 2800 |
| Annual energy consumption in warmer climates for low temperature applications (QHE) | kWh/a | 2052 |





ENERG

енергия · ενεργεια



STIEBEL ELTRON

WPF 7 basic

+ 

+ 

+ 

+ 




Product datasheet: Composite system consisting of room heater and temperature controller to regulation (EU) no. 811/2013 / (S.I. 2019 No. 539 / Schedule 2)

| | | WPF 7 basic |
|---|---|--------------------|
| | | 230945 |
| Manufacturer | | STIEBEL ELTRON |
| Seasonal room heating efficiency in moderate climates for average temperature applications (η_s) | % | 122 |
| Temperature controller class | | VII |
| Contribution of temperature controller to room heating energy efficiency | % | 3.50 |
| Room heating energy efficiency of composite system under moderate climatic conditions | % | 126 |
| Room heating energy efficiency of composite system under colder climatic conditions | % | 132 |
| Room heating energy efficiency of composite system under warmer climatic conditions | % | 125 |
| Value of differential between room heating energy efficiency under moderate climatic conditions and that under colder climatic conditions | % | 6 |
| Value of differential between room heating energy efficiency under warmer climatic conditions and that under moderate climatic conditions | % | 1 |
| Energy efficiency class for central heating in moderate climates for medium temperature applications | | A+ |
| Room heating energy efficiency class of composite system under moderate climatic conditions | | A++ |

Required details about room heater and combi heater with heat pump to regulation (EU) no. 813/2013 & 811/2013

| | | WPF 7 basic |
|---|----|----------------|
| | | 230945 |
| Manufacturer | | STIEBEL ELTRON |
| Heat source | | Brine |
| With booster heater | | x |
| Combi boiler with heat pump | | - |
| Rated heating output in colder climates for average temperature applications (Prated) | kW | 9 |
| Rated heating output in moderate climates for average temperature applications (Prated) | kW | 7 |
| Rated heating output in warmer climates for average temperature applications (Prated) | kW | 7 |
| Tj = -7 °C heating output, partial load range in colder climates (Pdh) | kW | 7.1 |
| Tj = -7 °C heating output, partial load range under moderate climatic conditions (Pdh) | kW | 6.80 |
| Tj = -7 °C heating output, partial load range in warmer climates (Pdh) | kW | 6.8 |
| Tj = 2 °C heating output, partial load range in colder climates (Pdh) | kW | 7.3 |
| Tj = 2 °C heating output, partial load range under moderate climatic conditions (Pdh) | kW | 7.10 |
| Tj = 2 °C heating output, partial load range in warmer climates (Pdh) | kW | 6.8 |
| Tj = 7 °C heating output, partial load range in colder climates (Pdh) | kW | 7.5 |
| Tj = 7 °C heating output, partial load range under moderate climatic conditions (Pdh) | kW | 7.30 |
| Tj = 7 °C heating output, partial load range in warmer climates (Pdh) | kW | 7 |
| Tj = 12 °C heating output, partial load range in colder climates (Pdh) | kW | 7.6 |
| Tj = 12 °C heating output, partial load range under moderate climatic conditions (Pdh) | kW | 7.50 |
| Tj = 12 °C heating output, partial load range in warmer climates (Pdh) | kW | 7.4 |
| Tj = dual mode temperature in colder climates (Pdh) | kW | 7 |
| Tj = dual mode temperature under moderate climatic conditions (Pdh) | kW | 6.80 |
| Tj = dual mode temperature in warmer climates (Pdh) | kW | 6.8 |
| Tj = operating temperature limit in colder climates (Pdh) | kW | 6.8 |
| Tj = operating temperature limit under moderate climatic conditions (Pdh) | kW | 6.80 |
| Tj = operating temperature limit in warmer climates (Pdh) | kW | 6.8 |
| For air/water heat pumps: Tj = -15 °C (if TOL < -20 °C) (Pdh) | kW | 6.80 |
| Dual mode temperature in colder climates (Tbiv) | °C | -15 |
| Dual mode temperature in moderate climates (Tbiv) | °C | -10 |
| Dual mode temperature in warmer climates (Tbiv) | °C | 2 |
| Seasonal room heating efficiency in colder climates for average temperature applications (ηs) | % | 128 |
| Seasonal room heating efficiency in moderate climates for average temperature applications (ηs) | % | 122 |
| Seasonal room heating efficiency in warmer climates for average temperature applications (ηs) | % | 121 |
| Tj = -7 °C COP, partial load range in colder climates (COPd) | | 3.18 |
| Tj = -7 °C COP, partial load range under moderate climatic conditions (COPd) | | 2.66 |
| Tj = -7 °C COP, partial load range in warmer climates (COPd) | | 2.53 |
| Tj = 2 °C COP, partial load range in colder climates (COPd) | | 3.6 |
| Tj = 2 °C COP, partial load range under moderate climatic conditions (COPd) | | 3.19 |
| Tj = 2 °C COP, partial load range in warmer climates (COPd) | | 2.53 |
| Tj = 7 °C COP, partial load range in colder climates (COPd) | | 4.01 |
| Tj = 7 °C COP, partial load range under moderate climatic conditions (COPd) | | 3.60 |
| Tj = 7 °C COP, partial load range in warmer climates (COPd) | | 2.94 |
| Tj = 12 °C COP, partial load range in colder climates (COPd) | | 4.36 |
| Tj = 12 °C COP, partial load range under moderate climatic conditions (COPd) | | 4,11 |
| Tj = 12 °C COP, partial load range in warmer climates (COPd) | | 3.76 |
| Tj = dual mode temperature in colder climates (COPd) | | 2.95 |

| | | |
|---|---|----------|
| Tj = dual mode temperature under moderate climatic conditions (COPd) | | 2.53 |
| Tj = dual mode temperature in warmer climates (COPd) | | 2.53 |
| Tj = operating temperature limit in colder climates (COPd) | | 2.53 |
| Tj = operating temperature limit under moderate climatic conditions (COPd) | | 2.53 |
| Tj = operating temperature limit in warmer climates (COPd) | | 2.53 |
| For air/water heat pumps: Tj= -15 °C (if TOL < -20 °C) (COPd) | | 2.53 |
| Heating water operating temperature limit (WTOL) | °C | 60 |
| Power consumption, OFF state (Poff) | W | 0.000 |
| Power consumption, thermostat OFF state (PTO) | W | 78 |
| Standby power consumption (PSB) | W | 3.000 |
| Power consumption, operating state, with crankcase heating (PCK) | W | 0.000 |
| Booster heater heating output in moderate climate (Psup) | kW | 0.000 |
| Type of energy supply, booster heater | | electric |
| Power control | | Fixed |
| Sound power level internal | dB(A) | 47 |
| Annual energy consumption in colder climates for average temperature applications (QHE) | kWh/a | 6253 |
| Annual energy consumption in moderate climates for average temperature applications (QHE) | kWh/a | 4298 |
| Annual energy consumption in warmer climates for average temperature applications (QHE) | kWh/a | 2800 |
| Flow rate, heat source side | m ³ /h | 1,9 |
| Special measures | For all special measures to be taken during assembly, installation or maintenance of the room heater, see the installation instructions | |