




ENERG
енергия · ενεργεια



WPL 44 Set

STIEBEL ELTRON



55 °C

35 °C



A⁺⁺

A⁺⁺



56 dB



58 dB

■ 24

■ 20

■ 21

kW

■ 23

■ 20

■ 22

kW



2019

811/2013

		WPL 44 Set
		235108
Manufacturer		STIEBEL ELTRON
Space heating energy efficiency class under average climate conditions, medium-temperature applications		A++
Energy efficiency class, space heating under average climate conditions, low-temperature applications		A++
Rated heating output under average climate conditions for medium-temperature applications (P rated)	kW	20
Rated heating output under average climate conditions for low-temperature applications (P rated)	kW	20
Seasonal space heating energy efficiency under average climate conditions for medium-temperature applications (η_s)	%	138
Seasonal space heating energy efficiency under average climate conditions for low-temperature applications (η_s)	%	174
Annual energy consumption under average climate conditions for medium-temperature applications (QHE)	kWh/a	11613
Annual energy consumption under average climate conditions for low-temperature applications (QHE)	kWh/a	9259
Sound power level, indoor	dB(A)	56
Rated heating output under colder climate conditions for medium-temperature applications (P rated)	kW	24
Rated heating output under colder climate conditions for low-temperature applications (P rated)	kW	23
Rated heating output under warmer climate conditions for medium-temperature applications (P rated)	kW	21
Rated heating output under warmer climate conditions for low-temperature applications (P rated)	kW	22
Seasonal space heating energy efficiency under colder climate conditions for medium-temperature applications (η_s)	%	124
Seasonal space heating energy efficiency under colder climate conditions for low-temperature applications (η_s)	%	152
Seasonal space heating energy efficiency under warmer climate conditions for medium-temperature applications (η_s)	%	156
Seasonal space heating energy efficiency under warmer climate conditions for low-temperature applications (η_s)	%	196
Annual energy consumption under colder climate conditions for medium-temperature applications (QHE)	kWh/a	18328
Annual energy consumption under colder climate conditions for low-temperature applications (QHE)	kWh/a	14907
Annual energy consumption under warmer climate conditions for medium-temperature applications (QHE)	kWh/a	7073
Annual energy consumption under warmer climate conditions for low-temperature applications (QHE)	kWh/a	5851
Sound power level, outdoor	dB(A)	58




ENERG
енергия · ενέργεια



WPL 44 Set

STIEBEL ELTRON



A⁺⁺

A⁺⁺⁺

A⁺⁺

A⁺⁺

A⁺

A

B

C


D

E

F

G

+



+



+



+



Product datasheet: Space heater to Regulation (EU) No 811/2013 (S.I. 2019 No. 539 / Programme 2)

		WPL 44 Set
		235108
Manufacturer		STIEBEL ELTRON
Seasonal space heating energy efficiency under average climate conditions for low-temperature applications (η_s)	%	174
Temperature control class		VII
Contribution of temperature control to space heating energy efficiency	%	4
Space heating energy efficiency of package under average climate conditions	%	142
Space heating energy efficiency of package under colder climate conditions	%	128
Space heating energy efficiency of package under warmer climate conditions	%	160
Value of differential between space heating energy efficiency under average climate conditions and that under colder climate conditions	%	14
Value of differential between space heating energy efficiency under warmer climate conditions and that under average climate conditions	%	18
Energy efficiency class, space heating under average climate conditions, low-temperature applications		A++
Space heating energy efficiency class of package under average climate conditions		A++

Product datasheet: Space heater to Regulation (EU) No 811/2013 (S.I. 2019 No. 539 / Programme 2)

		WPL 44 Set
		235108
Manufacturer		STIEBEL ELTRON
Heat source		Außenluft
Rated heating output under colder climate conditions for medium-temperature applications (P rated)	kW	24
Rated heating output under average climate conditions for medium-temperature applications (P rated)	kW	20
Rated heating output under warmer climate conditions for medium-temperature applications (P rated)	kW	21
Tj = -7 °C heating output, partial load range under colder climate conditions (Pdh)	kW	17,5
Tj = -7 °C heating output, partial load range under average climate conditions (Pdh)	kW	17,5
Tj = 2 °C heating output, partial load range under colder climate conditions (Pdh)	kW	21,6
Tj = 2 °C heating output, partial load range under average climate conditions (Pdh)	kW	21,4
Tj = 2 °C heating output, partial load range under warmer climate conditions (Pdh)	kW	21,0
Tj = 7 °C heating output, partial load range under colder climate conditions (Pdh)	kW	25,7
Tj = 7 °C heating output, partial load range under average climate conditions (Pdh)	kW	25,6
Tj = 7 °C heating output, partial load range under warmer climate conditions (Pdh)	kW	25,3
Tj = 12 °C heating output, partial load range under colder climate conditions (Pdh)	kW	29,3
Tj = 12 °C heating output, partial load range under average climate conditions (Pdh)	kW	29,2
Tj = 12 °C heating output, partial load range under warmer climate conditions (Pdh)	kW	29,1
Tj = dual mode temperature under colder climate conditions (Pdh)	kW	16,2
Tj = dual mode temperature under average climate conditions (Pdh)	kW	17,5
Tj = dual mode temperature under warmer climate conditions (Pdh)	kW	21,0
Tj = operating temperature limit under colder climate conditions (Pdh)	kW	12,0
Tj = operating temperature limit under average climate conditions (Pdh)	kW	16,3
Tj = operating temperature limit under warmer climate conditions (Pdh)	kW	21,0
Dual mode temperature under colder climate conditions (Tbiv)	°C	-10
Dual mode temperature under average climate conditions (Tbiv)	°C	-7
Dual mode temperature under warmer climate conditions (Tbiv)	°C	2
Seasonal space heating energy efficiency under colder climate conditions for medium-temperature applications (ηs)	%	124
Seasonal space heating energy efficiency under average climate conditions for medium-temperature applications (ηs)	%	138
Seasonal space heating energy efficiency under warmer climate conditions for medium-temperature applications (ηs)	%	156
Tj = -7 °C COP, partial load range under colder climate conditions (COPd)		2,97
Tj = -7 °C COP, partial load range under average climate conditions (COPd)		2,68
Tj = 2 °C COP, partial load range under colder climate conditions (COPd)		3,75
Tj = 2 °C COP, partial load range under average climate conditions (COPd)		3,48
Tj = 2 °C COP, partial load range under warmer climate conditions (COPd)		3,48
Tj = 7 °C COP, partial load range under colder climate conditions (COPd)		4,35
Tj = 7 °C COP, partial load range under average climate conditions (COPd)		4,10
Tj = 7 °C COP, partial load range under warmer climate conditions (COPd)		4,10
Tj = 12 °C COP, partial load range under colder climate conditions (COPd)		4,93
Tj = 12 °C COP, partial load range under average climate conditions (COPd)		479,00

Tj = 12 °C COP, partial load range under warmer climate conditions (COPd)

4,79

Tj = dual mode temperature under colder climate conditions (COPd)		2,74
Tj = dual mode temperature under average climate conditions (COPd)		2,68
Tj = dual mode temperature under warmer climate conditions (COPd)		2,68
Tj = operating temperature limit under colder climate conditions (COPd)		1,87
Tj = operating temperature limit under average climate conditions (COPd)		2,43
Tj = operating temperature limit under warmer climate conditions (COPd)		2,43
For air source heat pumps: Tj = -15 °C (if TOL < -20 °C) (COPd)		2,06
Operating temperature limit of heating water under average climate conditions (WTOL)	°C	65
Power consumption, off-mode (Poff)	W	20
Power consumption, thermostat off-mode (PTO)	W	20
Power consumption, standby state (PSB)	W	20
Power consumption, operating state, with crankcase heating (PCK)	W	0
Rated heating output of auxiliary heater under average climate conditions (PSUP)	kW	3,5
Type of energy supply, auxiliary heater		elektrisch
Output control		fest
Sound power level, outdoor	dB(A)	58
Sound power level, indoor	dB(A)	56
Annual energy consumption under colder climate conditions for medium-temperature applications (QHE)	kWh/a	18328
Annual energy consumption under average climate conditions for medium-temperature applications (QHE)	kWh/a	11613
Annual energy consumption under warmer climate conditions for medium-temperature applications (QHE)	kWh/a	7073
Flow rate on heat source side	m³/h	8000