



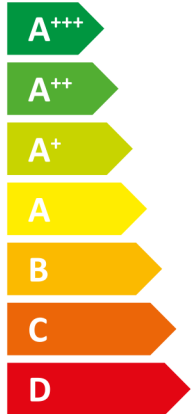

# ENERG

енергия · ενεργεια


Y IJA  
IE IA

## STIEBEL ELTRON

WPL 17 ACS classic  
compact plus Set



**A++**



**A**



- 11 kW
- 8 kW
- 6 kW

2019

811/2013


**Product datasheet: Combination heater to Regulation (EU) No 811/2013 (S.I. 2019 No. 539 / Programme 2)**

		<b>WPL 17 ACS classic compact plus Set</b>
		235992
Manufacturer		STIEBEL ELTRON
Load profile		L
Space heating energy efficiency class under average climate conditions, medium-temperature applications		A++
Energy efficiency class, space heating under average climate conditions, low-temperature applications		A+++
Energy efficiency class, DHW heating under average climate conditions		A
Rated heating output under average climate conditions for medium-temperature applications (P rated)	kW	8
Rated heating output under average climate conditions for low-temperature applications (P rated)	kW	9
Annual energy consumption under average climate conditions for medium-temperature applications (QHE)	kWh/a	4865
Annual energy consumption under average climate conditions for low-temperature applications (QHE)	kWh/a	4218
Annual power consumption under average climate conditions (AEC)	kWh	1532,000
Seasonal space heating energy efficiency under average climate conditions for medium-temperature applications ( $\eta_s$ )	%	125
Seasonal space heating energy efficiency under average climate conditions for low-temperature applications ( $\eta_s$ )	%	177
Option for operation only at off-peak times		-
Special measures		Alle beim Zusammenbau, der Installation oder Wartung des Raumheizgerätes zu treffenden besonderen Vorkehrungen: Siehe Installation- und Montageanweisung
Rated heating output under colder climate conditions for medium-temperature applications (P rated)	kW	11
Rated heating output under colder climate conditions for low-temperature applications (P rated)	kW	9
Rated heating output under warmer climate conditions for medium-temperature applications (P rated)	kW	6
Rated heating output under warmer climate conditions for low-temperature applications (P rated)	kW	8
Annual energy consumption under colder climate conditions for medium-temperature applications (QHE)	kWh/a	10193
Annual energy consumption under colder climate conditions for low-temperature applications (QHE)	kWh/a	5722
Annual energy consumption under warmer climate conditions for medium-temperature applications (QHE)	kWh/a	2048
Annual energy consumption under warmer climate conditions for low-temperature applications (QHE)	kWh/a	1867
Annual power consumption under colder climate conditions (AEC)	kWh	1709,000
Annual power consumption under warmer climate conditions (AEC)	kWh	1200,000
Seasonal space heating energy efficiency under colder climate conditions for medium-temperature applications ( $\eta_s$ )	%	103
Seasonal space heating energy efficiency under colder climate conditions for low-temperature applications ( $\eta_s$ )	%	147
Seasonal space heating energy efficiency under warmer climate conditions for medium-temperature applications ( $\eta_s$ )	%	153
Seasonal space heating energy efficiency under warmer climate conditions for low-temperature applications ( $\eta_s$ )	%	215
Seasonal space heating energy efficiency under warmer climate conditions for low-temperature applications ( $\eta_s$ )	%	215
Energy efficiency, DHW heating ( $\eta_{wh}$ ), warmer climates	%	141
Sound power level, outdoor	dB(A)	57



# ENERG

енергия · ενεργεια



WPL 17 ACS classic compact plus Set


## STIEBEL ELTRON



A<sup>++</sup>



A



A<sup>+++</sup>

A<sup>++</sup>

A<sup>+</sup>

A

B

C

D


E

F

G

A<sup>++</sup>

+



+



+



+



A<sup>+++</sup>

A<sup>++</sup>

A<sup>+</sup>

A

B

C

D

E

F

G

A

		WPL 17 ACS classic compact plus Set
		235992
Manufacturer		STIEBEL ELTRON
Seasonal space heating energy efficiency under average climate conditions for medium-temperature applications ( $\eta_s$ )	%	125
Temperature control class		VI
Contribution of temperature control to space heating energy efficiency	%	4
Space heating energy efficiency of package under average climate conditions	%	129
Space heating energy efficiency of package under colder climate conditions	%	107
Space heating energy efficiency of package under warmer climate conditions	%	163
Value of differential between space heating energy efficiency under average climate conditions and that under colder climate conditions	%	22
Value of differential between space heating energy efficiency under warmer climate conditions and that under average climate conditions	%	33
Space heating energy efficiency class under average climate conditions, medium-temperature applications		A++
Space heating energy efficiency class of package under average climate conditions		A++
Energy efficiency class, DHW heating under average climate conditions		A
Load profile		L

		WPL 17 ACS classic compact plus Set
		235992
Manufacturer		STIEBEL ELTRON
Heat source		Luft
Low temperature heat pump		-
With auxiliary heater		-
Combination heater with heat pump		-
Rated heating output under colder climate conditions for medium-temperature applications (P rated)	kW	11
Rated heating output under average climate conditions for medium-temperature applications (P rated)	kW	8
Rated heating output under warmer climate conditions for medium-temperature applications (P rated)	kW	6
Tj = -7 °C heating output, partial load range under colder climate conditions (Pdh)	kW	6,6
Tj = -7 °C heating output, partial load range under average climate conditions (Pdh)	kW	5,1
Tj = 2 °C heating output, partial load range under colder climate conditions (Pdh)	kW	4,0
Tj = 2 °C heating output, partial load range under average climate conditions (Pdh)	kW	4,1
Tj = 2 °C heating output, partial load range under warmer climate conditions (Pdh)	kW	6,0
Tj = 7 °C heating output, partial load range under colder climate conditions (Pdh)	kW	2,7
Tj = 7 °C heating output, partial load range under average climate conditions (Pdh)	kW	2,6
Tj = 7 °C heating output, partial load range under warmer climate conditions (Pdh)	kW	3,9
Tj = 12 °C heating output, partial load range under colder climate conditions (Pdh)	kW	3,4
Tj = 12 °C heating output, partial load range under average climate conditions (Pdh)	kW	3,3
Tj = 12 °C heating output, partial load range under warmer climate conditions (Pdh)	kW	3,3
Tj = dual mode temperature under colder climate conditions (Pdh)	kW	6,6
Tj = dual mode temperature under average climate conditions (Pdh)	kW	6,1
Tj = dual mode temperature under warmer climate conditions (Pdh)	kW	6,0
Tj = operating temperature limit under colder climate conditions (Pdh)	kW	1,8
Tj = operating temperature limit under average climate conditions (Pdh)	kW	5,1
Tj = operating temperature limit under warmer climate conditions (Pdh)	kW	6,0
For air source heat pumps: Tj = -15 °C (if TOL< -20 °C) (Pdh)	kW	0,0
Dual mode temperature under colder climate conditions (Tbiv)	°C	-7
Dual mode temperature under average climate conditions (Tbiv)	°C	-5
Dual mode temperature under warmer climate conditions (Tbiv)	°C	2
Seasonal space heating energy efficiency under colder climate conditions for medium-temperature applications (ηs)	%	103
Seasonal space heating energy efficiency under average climate conditions for medium-temperature applications (ηs)	%	125
Seasonal space heating energy efficiency under warmer climate conditions for medium-temperature applications (ηs)	%	153
Tj = -7 °C COP, partial load range under colder climate conditions (COPd)		2,40
Tj = -7 °C COP, partial load range under average climate conditions (COPd)		2,00
Tj = 2 °C COP, partial load range under colder climate conditions (COPd)		3,60
Tj = 2 °C COP, partial load range under average climate conditions (COPd)		3,30
Tj = 2 °C COP, partial load range under warmer climate conditions (COPd)		2,20
Tj = 7 °C COP, partial load range under colder climate conditions (COPd)		5,00
Tj = 7 °C COP, partial load range under average climate conditions (COPd)		4,60
Tj = 7 °C COP, partial load range under warmer climate conditions (COPd)		3,20
Tj = 12 °C COP, partial load range under colder climate conditions (COPd)		6,20
Tj = 12 °C COP, partial load range under average climate conditions (COPd)		6,00
Tj = 12 °C COP, partial load range under warmer climate conditions (COPd)		5,70
Tj = dual mode temperature under colder climate conditions (COPd)		2,40
Tj = dual mode temperature under average climate conditions (COPd)		2,30
Tj = dual mode temperature under warmer climate conditions (COPd)		2,20
Tj = operating temperature limit under colder climate conditions (COPd)		1,40
Tj = operating temperature limit under average climate conditions (COPd)		2,00
Tj = operating temperature limit under warmer climate conditions (COPd)		2,20
For air source heat pumps: Tj = -15 °C (if TOL< -20 °C) (COPd)		0,00
Operating temperature limit under colder climate conditions (TOL)	°C	-15
Operating temperature limit under average climate conditions (TOL)	°C	-5
Operating temperature limit under warmer climate conditions (TOL)	°C	2
Operating temperature limit of heating water under colder climate conditions (WTOL)	°C	60
Operating temperature limit of heating water under average climate conditions (WTOL)	°C	60

Operating temperature limit of heating water under warmer climate conditions (WTOL)	°C	60
Power consumption, off-mode (Poff)	W	17
Power consumption, thermostat off-mode (PTO)	W	30
Power consumption, standby state (PSB)	W	17
Power consumption, operating state, with crankcase heating (PCK)	W	5
Rated heating output of auxiliary heater under colder climate conditions (PSUP)	kW	11,0
Rated heating output of auxiliary heater under average climate conditions (PSUP)	kW	8,0
Rated heating output of auxiliary heater under warmer climate conditions (PSUP)	kW	0,0
Type of energy supply, auxiliary heater		elektrisch
Output control		veränderlich
Sound power level, outdoor	dB(A)	57
Annual energy consumption under colder climate conditions for medium-temperature applications (QHE)	kWh/a	10193
Annual energy consumption under average climate conditions for medium-temperature applications (QHE)	kWh/a	4865
Annual energy consumption under warmer climate conditions for medium-temperature applications (QHE)	kWh/a	2048
Flow rate on heat source side	m³/h	2200
Load profile		L
Daily power consumption under average climate conditions (QELEC)	kWh	4,450
Annual power consumption under colder climate conditions (AEC)	kWh	1709,000
Annual power consumption under average climate conditions (AEC)	kWh	1532,000
Annual power consumption under warmer climate conditions (AEC)	kWh	1200,000
Seasonal space heating energy efficiency under warmer climate conditions for low-temperature applications ( $\eta_s$ )	%	215
Energy efficiency, DHW heating ( $\eta_{wh}$ ), warmer climates	%	141
Special measures		Alle beim Zusammenbau, der Installation oder Wartung des Raumheizgerätes zu treffenden besonderen Vorkehrungen: Siehe Installation- und Montageanweisung