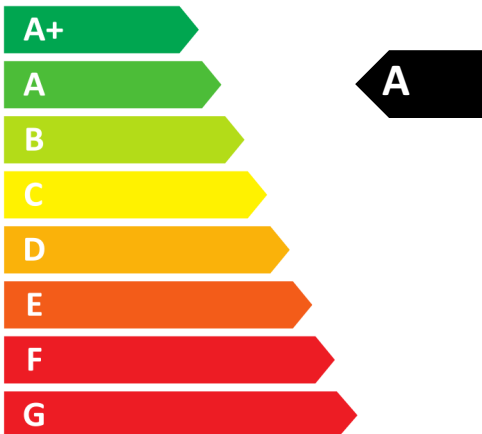




ENERGY

STIEBEL ELTRON

LWE 40-2 comfort
Set



47
dB



70 m³/h



Product datasheet: Mechanical ventilation unit to Regulation (EU) No. 1254/2014 | 1253/2014

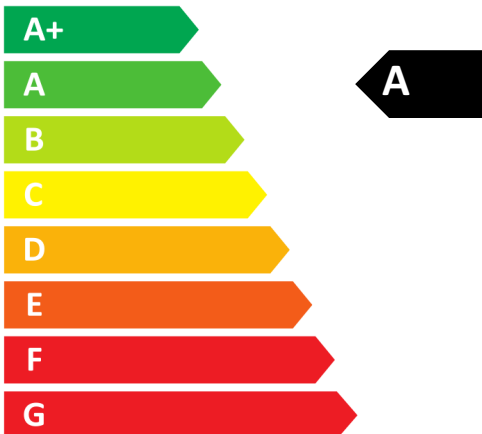
		LWE 40-2 comfort Set
		204215
Manufacturer		STIEBEL ELTRON
Specific energy consumption under colder climate conditions with control subject to on-site requirements	kWh/(m²a)	-87,86
Specific energy consumption under average climate conditions with control subject to on-site requirements	kWh/(m²a)	-43,91
Specific energy consumption under warmer climate conditions with control subject to on-site requirements	kWh/(m²a)	-18,74
Energy efficiency class under colder climate conditions with control subject to on-site requirements		A+
Energy efficiency class under average climate conditions with control subject to on-site requirements		A+
Energy efficiency class under warmer climate conditions with control subject to on-site requirements		E
Ventilation unit type		WLA, Zwei Richtungen
Drive type		Drehzahl geregelt
Heat recovery type		Regenerativ
Rate of temperature change for heat recovery	%	86,6
Max. air flow rate	m³/h	70
Max. power consumption	W	12
Sound power level LWA	dB(A)	47
Reference air flow rate	m³/s	0,014
Reference pressure differential	Pa	50
Specific power input	W/(m³/h)	0,14
Control factor, control subject to on-site requirements		0,65
Filter change indicator		Visual filter change warning signal on the remote control display. Please note that regular filter changes are important for good system energy efficiency
Instructions for controllable outdoor air grilles with ELA		not applicable
Sensitivity to pressure fluctuations	%	22,9 / 22,9
Airtightness between indoors and outdoors	m³/h	0,20
Annual power consumption under colder climate conditions with control subject to on-site requirements	kWh/a	82
Annual power consumption under average climate conditions with control subject to on-site requirements	kWh/a	82
Annual power consumption under warmer climate conditions with control subject to on-site requirements	kWh/a	82
Annual heating savings under colder climate conditions with control subject to on-site requirements	kWh/a	8990
Annual heating savings under average climate conditions with control subject to on-site requirements	kWh/a	4595
Annual heating savings under warmer climate conditions with control subject to on-site requirements	kWh/a	2078



ENERGY

STIEBEL ELTRON

LWE 40-2 comfort
Set



47
dB

70 m³/h

Product datasheet: Mechanical ventilation unit to Regulation (EU) No. 1254/2014 | 1253/2014

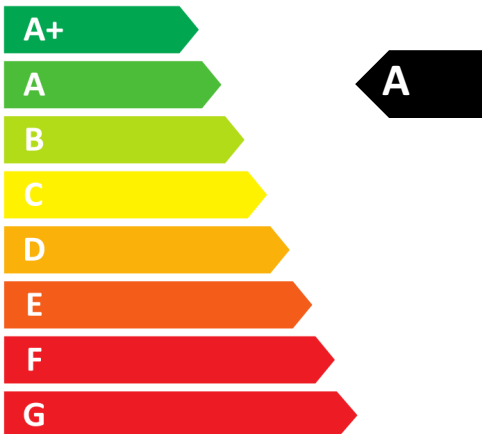
		LWE 40-2 comfort Set
		204215
Manufacturer		STIEBEL ELTRON
Specific energy consumption under colder climate conditions with central demand-dependent control	kWh/(m²a)	-84,57
Specific energy consumption under average climate conditions with central demand-dependent control	kWh/(m²a)	-41,53
Specific energy consumption under warmer climate conditions with central demand-dependent control	kWh/(m²a)	-16,87
Energy efficiency class under colder climate conditions with central demand-dependent control		A+
Energy efficiency class under average climate conditions with central demand-dependent control		A
Energy efficiency class under warmer climate conditions with central demand-dependent control		E
Ventilation unit type		WLA, Zwei Richtungen
Drive type		Drehzahlgeregelt
Heat recovery type		Regenerativ
Rate of temperature change for heat recovery	%	86,6
Max. air flow rate	m³/h	70
Max. power consumption	W	12
Sound power level LWA	dB(A)	47
Reference air flow rate	m³/s	0,014
Reference pressure differential	Pa	50
Specific power input	W/(m³/h)	0,14
Control factor, central demand-dependent control		0,85
Filter change indicator		Visual filter change warning signal on the remote control display. Please note that regular filter changes are important for good system energy efficiency
Instructions for controllable outdoor air grilles with ELA		not applicable
Sensitivity to pressure fluctuations	%	22,9 / 22,9
Airtightness between indoors and outdoors	m³/h	0,20
Annual power consumption under colder climate conditions with central demand-dependent control	kWh/a	139
Annual power consumption under average climate conditions with central demand-dependent control	kWh/a	139
Annual power consumption under warmer climate conditions with central demand-dependent control	kWh/a	139
Annual heating savings under colder climate conditions with central demand-dependent control	kWh/a	8806
Annual heating savings under average climate conditions with central demand-dependent control	kWh/a	4501
Annual heating savings under warmer climate conditions with central demand-dependent control	kWh/a	2035



ENERGY

STIEBEL ELTRON

LWE 40-2 comfort
Set



47
dB



70 m³/h



Product datasheet: Mechanical ventilation unit to Regulation (EU) No. 1254/2014 | 1253/2014

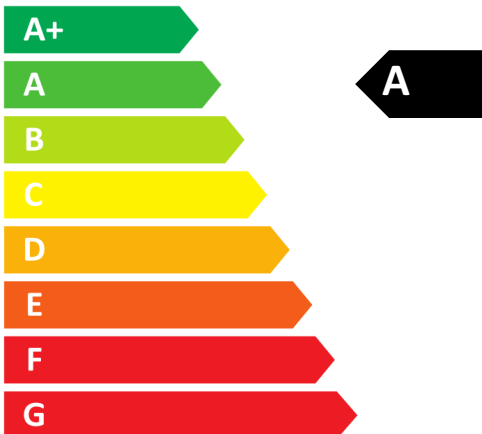
		LWE 40-2 comfort Set
		204215
Manufacturer		STIEBEL ELTRON
Specific energy consumption under colder climate conditions with time control	kWh/(m²a)	-82,79
Specific energy consumption under average climate conditions with time control	kWh/(m²a)	-40,19
Specific energy consumption under warmer climate conditions with time control	kWh/(m²a)	-15,79
Energy efficiency class under colder climate conditions with time control		A+
Energy efficiency class under average climate conditions with time control		A
Energy efficiency class under warmer climate conditions with time control		E
Ventilation unit type		WLA, Zwei Richtungen
Drive type		Drehzahl geregelt
Heat recovery type		Regenerativ
Rate of temperature change for heat recovery	%	86,6
Max. air flow rate	m³/h	70
Max. power consumption	W	12
Sound power level LWA	dB(A)	47
Reference air flow rate	m³/s	0,014
Reference pressure differential	Pa	50
Specific power input	W/(m³/h)	0,14
Control factor, time control		0,95
Filter change indicator		Visual filter change warning signal on the remote control display. Please note that regular filter changes are important for good system energy efficiency
Instructions for controllable outdoor air grilles with ELA		not applicable
Sensitivity to pressure fluctuations	%	22,9 / 22,9
Airtightness between indoors and outdoors	m³/h	0,20
Annual power consumption under colder climate conditions with time control	kWh/a	174
Annual power consumption under average climate conditions with time control	kWh/a	174
Annual power consumption under warmer climate conditions with time control	kWh/a	174
Annual heating savings under colder climate conditions with time control	kWh/a	8714
Annual heating savings under average climate conditions with time control	kWh/a	4454
Annual heating savings under warmer climate conditions with time control	kWh/a	2014



ENERGY

STIEBEL ELTRON

LWE 40-2 comfort
Set



47
dB



70 m³/h



Product datasheet: Mechanical ventilation unit to Regulation (EU) No. 1254/2014 | 1253/2014

		LWE 40-2 comfort Set
		204215
Manufacturer		STIEBEL ELTRON
Specific energy consumption under colder climate conditions with manual control	kWh/(m²a)	-81,86
Specific energy consumption under average climate conditions with manual control	kWh/(m²a)	-39,49
Specific energy consumption under warmer climate conditions with manual control	kWh/(m²a)	-15,21
Energy efficiency class under colder climate conditions with manual control		A+
Energy efficiency class under average climate conditions with manual control		A
Energy efficiency class under warmer climate conditions with manual control		E
Ventilation unit type		WLA, Zwei Richtungen
Drive type		Drehzahl geregelt
Heat recovery type		Regenerativ
Rate of temperature change for heat recovery	%	86,6
Max. air flow rate	m³/h	70
Max. power consumption	W	12
Sound power level LWA	dB(A)	47
Reference air flow rate	m³/s	0,014
Reference pressure differential	Pa	50
Specific power input	W/(m³/h)	0,14
Control factor, manual control		1,00
Filter change indicator		Visual filter change warning signal on the remote control display. Please note that regular filter changes are important for good system energy efficiency
Instructions for controllable outdoor air grilles with ELA		not applicable
Sensitivity to pressure fluctuations	%	22,9 / 22,9
Airtightness between indoors and outdoors	m³/h	0,20
Annual power consumption under colder climate conditions with manual control	kWh/a	193
Annual power consumption under average climate conditions with manual control	kWh/a	193
Annual power consumption under warmer climate conditions with manual control	kWh/a	193
Annual heating savings under colder climate conditions with manual control	kWh/a	8668
Annual heating savings under average climate conditions with manual control	kWh/a	4431
Annual heating savings under warmer climate conditions with manual control	kWh/a	2004