




# ENERGY

WPL-A 10 HK 400 Premium

**STIEBEL ELTRON**



55 °C

35 °C



**A<sup>++</sup>**

**A<sup>++</sup>**



**55** dB

■ 15  
■ 12  
■ 10  
kW

■ 14  
■ 11  
■ 10  
kW



2019

811/2013


		WPL-A 10 HK 400 Premium
		205851
Manufacturer		STIEBEL ELTRON
Space heating energy efficiency class under average climate conditions, medium-temperature applications		A++
Energy efficiency class, space heating under average climate conditions, low-temperature applications		A++
Rated heating output under average climate conditions for medium-temperature applications (P rated)	kW	12
Rated heating output under average climate conditions for low-temperature applications (P rated)	kW	11
Seasonal space heating energy efficiency under average climate conditions for medium-temperature applications ( $\eta_s$ )	%	135
Seasonal space heating energy efficiency under average climate conditions for low-temperature applications ( $\eta_s$ )	%	169
Annual energy consumption under average climate conditions for medium-temperature applications (QHE)	kWh/a	6969
Annual energy consumption under average climate conditions for low-temperature applications (QHE)	kWh/a	5368
Option for operation only at off-peak times		-
Special measures		For all special measures to be taken during assembly, installation or maintenance of the room heater, see the installation instructions
Rated heating output under colder climate conditions for medium-temperature applications (P rated)	kW	15
Rated heating output under colder climate conditions for low-temperature applications (P rated)	kW	14
Rated heating output under warmer climate conditions for medium-temperature applications (P rated)	kW	10
Rated heating output under warmer climate conditions for low-temperature applications (P rated)	kW	10
Seasonal space heating energy efficiency under colder climate conditions for medium-temperature applications ( $\eta_s$ )	%	118
Seasonal space heating energy efficiency under colder climate conditions for low-temperature applications ( $\eta_s$ )	%	136
Seasonal space heating energy efficiency under warmer climate conditions for medium-temperature applications ( $\eta_s$ )	%	159
Seasonal space heating energy efficiency under warmer climate conditions for low-temperature applications ( $\eta_s$ )	%	200
Annual energy consumption under colder climate conditions for medium-temperature applications (QHE)	kWh/a	12237
Annual energy consumption under colder climate conditions for low-temperature applications (QHE)	kWh/a	10273
Annual energy consumption under warmer climate conditions for medium-temperature applications (QHE)	kWh/a	3330
Annual energy consumption under warmer climate conditions for low-temperature applications (QHE)	kWh/a	2662
Sound power level, outdoor	dB(A)	55



# ENERGY

WPL-A 10 HK 400 Premium

**STIEBEL ELTRON**



**A<sup>++</sup>**

**A<sup>+++</sup>**

**A<sup>++</sup>**

**A<sup>++</sup>**

**A<sup>+</sup>**

**A**

**B**

**C**


**D**

**E**

**F**

**G**

+



+



+



+



**Product datasheet: Space heater to Regulation (EU) No 811/2013 (S.I. 2019 No. 539 / Programme 2)**

		<b>WPL-A 10 HK 400 Premium</b>
		205851
Manufacturer		STIEBEL ELTRON
Seasonal space heating energy efficiency under average climate conditions for low-temperature applications ( $\eta_s$ )	%	169
Temperature control class		VI
Contribution of temperature control to space heating energy efficiency	%	4
Space heating energy efficiency of package under average climate conditions	%	139
Space heating energy efficiency of package under colder climate conditions	%	122
Space heating energy efficiency of package under warmer climate conditions	%	163
Value of differential between space heating energy efficiency under average climate conditions and that under colder climate conditions	%	17
Value of differential between space heating energy efficiency under warmer climate conditions and that under average climate conditions	%	25
Energy efficiency class, space heating under average climate conditions, low-temperature applications		A++
Space heating energy efficiency class of package under average climate conditions		A++

**Product datasheet: Space heater to Regulation (EU) No 811/2013 (S.I. 2019 No. 539 / Programme 2)**

		<b>WPL-A 10 HK 400 Premium</b>
		205851
Manufacturer		STIEBEL ELTRON
Heat source		Luft
Low temperature heat pump		-
With auxiliary heater		x
Combination heater with heat pump		-
Rated heating output under colder climate conditions for medium-temperature applications (P rated)	kW	15
Rated heating output under average climate conditions for medium-temperature applications (P rated)	kW	12
Rated heating output under warmer climate conditions for medium-temperature applications (P rated)	kW	10
Tj = -7 °C heating output, partial load range under colder climate conditions (Pdh)	kW	9,1
Tj = -7 °C heating output, partial load range under average climate conditions (Pdh)	kW	10,2
Tj = 2 °C heating output, partial load range under colder climate conditions (Pdh)	kW	6,7
Tj = 2 °C heating output, partial load range under average climate conditions (Pdh)	kW	7,1
Tj = 2 °C heating output, partial load range under warmer climate conditions (Pdh)	kW	10,1
Tj = 7 °C heating output, partial load range under colder climate conditions (Pdh)	kW	7,9
Tj = 7 °C heating output, partial load range under average climate conditions (Pdh)	kW	8,0
Tj = 7 °C heating output, partial load range under warmer climate conditions (Pdh)	kW	8,7
Tj = 12 °C heating output, partial load range under colder climate conditions (Pdh)	kW	9,1
Tj = 12 °C heating output, partial load range under average climate conditions (Pdh)	kW	9,3
Tj = 12 °C heating output, partial load range under warmer climate conditions (Pdh)	kW	9,1
Tj = dual mode temperature under colder climate conditions (Pdh)	kW	9,1
Tj = dual mode temperature under average climate conditions (Pdh)	kW	10,2
Tj = dual mode temperature under warmer climate conditions (Pdh)	kW	10,1
Tj = operating temperature limit under colder climate conditions (Pdh)	kW	8,7
Tj = operating temperature limit under average climate conditions (Pdh)	kW	10,0
Tj = operating temperature limit under warmer climate conditions (Pdh)	kW	10,1
Dual mode temperature under colder climate conditions (Tbiv)	°C	-7
Dual mode temperature under average climate conditions (Tbiv)	°C	-7
Dual mode temperature under warmer climate conditions (Tbiv)	°C	2
Seasonal space heating energy efficiency under colder climate conditions for medium-temperature applications (ηs)	%	118
Seasonal space heating energy efficiency under average climate conditions for medium-temperature applications (ηs)	%	135
Seasonal space heating energy efficiency under warmer climate conditions for medium-temperature applications (ηs)	%	159
Tj = -7 °C COP, partial load range under colder climate conditions (COPd)		2,72
Tj = -7 °C COP, partial load range under average climate conditions (COPd)		2,59
Tj = 2 °C COP, partial load range under colder climate conditions (COPd)		3,66
Tj = 2 °C COP, partial load range under average climate conditions (COPd)		3,28
Tj = 2 °C COP, partial load range under warmer climate conditions (COPd)		2,68
Tj = 7 °C COP, partial load range under colder climate conditions (COPd)		4,64
Tj = 7 °C COP, partial load range under average climate conditions (COPd)		4,25
Tj = 7 °C COP, partial load range under warmer climate conditions (COPd)		3,60

Tj = 12 °C COP, partial load range under colder climate conditions (COPd)		5,51
Tj = 12 °C COP, partial load range under average climate conditions (COPd)		5,25
Tj = 12 °C COP, partial load range under warmer climate conditions (COPd)		5,00
Tj = dual mode temperature under colder climate conditions (COPd)		2,72
Tj = dual mode temperature under average climate conditions (COPd)		2,59
Tj = dual mode temperature under warmer climate conditions (COPd)		2,68
Tj = operating temperature limit under colder climate conditions (COPd)		1,96
Tj = operating temperature limit under average climate conditions (COPd)		2,32
Tj = operating temperature limit under warmer climate conditions (COPd)		2,68
Operating temperature limit under colder climate conditions (TOL)	°C	-20
Operating temperature limit under average climate conditions (TOL)	°C	-10
Operating temperature limit under warmer climate conditions (TOL)	°C	2
Operating temperature limit of heating water under colder climate conditions (WTOL)	°C	65
Operating temperature limit of heating water under average climate conditions (WTOL)	°C	65
Operating temperature limit of heating water under warmer climate conditions (WTOL)	°C	65
Power consumption, off-mode (Poff)	W	10
Power consumption, thermostat off-mode (PTO)	W	10
Power consumption, standby state (PSB)	W	10
Power consumption, operating state, with crankcase heating (PCK)	W	38
Rated heating output of auxiliary heater under colder climate conditions (PSUP)	kW	15,0
Rated heating output of auxiliary heater under average climate conditions (PSUP)	kW	1,6
Rated heating output of auxiliary heater under warmer climate conditions (PSUP)	kW	0,0
Type of energy supply, auxiliary heater		elektrisch
Output control		veränderlich
Sound power level, outdoor	dB(A)	55
Annual energy consumption under colder climate conditions for medium-temperature applications (QHE)	kWh/a	12237
Annual energy consumption under average climate conditions for medium-temperature applications (QHE)	kWh/a	6969
Annual energy consumption under warmer climate conditions for medium-temperature applications (QHE)	kWh/a	3330
Flow rate on heat source side	m³/h	4000
Special measures		For all special measures to be taken during assembly, installation or maintenance of the room heater, see the installation instructions