




ENERGY

WPL-A 10.2 Trend HK 230

STIEBEL ELTRON



55 °C

35 °C



A⁺⁺

A⁺⁺⁺



46 dB

■ 11
■ 11
■ 6
kW

■ 11
■ 11
■ 6
kW



2019

811/2013


		WPL-A 10.2 Trend HK 230
		206116
Manufacturer		STIEBEL ELTRON
Space heating energy efficiency class under average climate conditions, medium-temperature applications		A++
Energy efficiency class, space heating under average climate conditions, low-temperature applications		A+++
Rated heating output under average climate conditions for medium-temperature applications (P rated)	kW	11
Rated heating output under average climate conditions for low-temperature applications (P rated)	kW	11
Seasonal space heating energy efficiency under average climate conditions for medium-temperature applications (η_s)	%	148
Seasonal space heating energy efficiency under average climate conditions for low-temperature applications (η_s)	%	181
Annual energy consumption under average climate conditions for medium-temperature applications (QHE)	kWh/a	5795
Annual energy consumption under average climate conditions for low-temperature applications (QHE)	kWh/a	4791
Special measures		For all special measures to be taken during assembly, installation or maintenance of the room heater, see the installation instructions
Rated heating output under colder climate conditions for medium-temperature applications (P rated)	kW	11
Rated heating output under colder climate conditions for low-temperature applications (P rated)	kW	11
Rated heating output under warmer climate conditions for medium-temperature applications (P rated)	kW	6
Rated heating output under warmer climate conditions for low-temperature applications (P rated)	kW	6
Seasonal space heating energy efficiency under colder climate conditions for medium-temperature applications (η_s)	%	136
Seasonal space heating energy efficiency under colder climate conditions for low-temperature applications (η_s)	%	165
Seasonal space heating energy efficiency under warmer climate conditions for medium-temperature applications (η_s)	%	185
Seasonal space heating energy efficiency under warmer climate conditions for low-temperature applications (η_s)	%	255
Annual energy consumption under colder climate conditions for medium-temperature applications (QHE)	kWh/a	7492
Annual energy consumption under colder climate conditions for low-temperature applications (QHE)	kWh/a	6334
Annual energy consumption under warmer climate conditions for medium-temperature applications (QHE)	kWh/a	1722
Annual energy consumption under warmer climate conditions for low-temperature applications (QHE)	kWh/a	1218
Sound power level, outdoor	dB(A)	46



ENERGY

WPL-A 10.2 Trend HK 230

STIEBEL ELTRON



A⁺⁺

A⁺⁺⁺

A⁺⁺

A⁺

A

B

C

D


E

F

G

A⁺⁺⁺

+



+



+



+



Product datasheet: Space heater to Regulation (EU) No 811/2013 (S.I. 2019 No. 539 / Programme 2)

		WPL-A 10.2 Trend HK 230
		206116
Manufacturer		STIEBEL ELTRON
Seasonal space heating energy efficiency under average climate conditions for low-temperature applications (η_s)	%	181
Temperature control class		VI
Contribution of temperature control to space heating energy efficiency	%	4
Space heating energy efficiency of package under average climate conditions	%	152
Space heating energy efficiency of package under colder climate conditions	%	140
Space heating energy efficiency of package under warmer climate conditions	%	189
Value of differential between space heating energy efficiency under average climate conditions and that under colder climate conditions	%	12
Value of differential between space heating energy efficiency under warmer climate conditions and that under average climate conditions	%	37
Energy efficiency class, space heating under average climate conditions, low-temperature applications		A+++
Space heating energy efficiency class of package under average climate conditions		A+++

Product datasheet: Space heater to Regulation (EU) No 811/2013 (S.I. 2019 No. 539 / Programme 2)

		WPL-A 10.2 Trend HK 230
		206116
Manufacturer		STIEBEL ELTRON
Heat source		Luft
Low temperature heat pump		-
With auxiliary heater		-
Combination heater with heat pump		-
Rated heating output under colder climate conditions for medium-temperature applications (P rated)	kW	11
Rated heating output under average climate conditions for medium-temperature applications (P rated)	kW	11
Rated heating output under warmer climate conditions for medium-temperature applications (P rated)	kW	6
Tj = -7 °C heating output, partial load range under colder climate conditions (Pdh)	kW	6,4
Tj = -7 °C heating output, partial load range under average climate conditions (Pdh)	kW	9,4
Tj = 2 °C heating output, partial load range under colder climate conditions (Pdh)	kW	3,9
Tj = 2 °C heating output, partial load range under average climate conditions (Pdh)	kW	5,7
Tj = 2 °C heating output, partial load range under warmer climate conditions (Pdh)	kW	6,0
Tj = 7 °C heating output, partial load range under colder climate conditions (Pdh)	kW	2,8
Tj = 7 °C heating output, partial load range under average climate conditions (Pdh)	kW	3,7
Tj = 7 °C heating output, partial load range under warmer climate conditions (Pdh)	kW	3,8
Tj = 12 °C heating output, partial load range under colder climate conditions (Pdh)	kW	3,2
Tj = 12 °C heating output, partial load range under average climate conditions (Pdh)	kW	3,2
Tj = 12 °C heating output, partial load range under warmer climate conditions (Pdh)	kW	3,1
Tj = dual mode temperature under colder climate conditions (Pdh)	kW	8,6
Tj = dual mode temperature under average climate conditions (Pdh)	kW	9,4
Tj = dual mode temperature under warmer climate conditions (Pdh)	kW	6,0
Tj = operating temperature limit under colder climate conditions (Pdh)	kW	7,1
Tj = operating temperature limit under average climate conditions (Pdh)	kW	9,3
Tj = operating temperature limit under warmer climate conditions (Pdh)	kW	6,0
Dual mode temperature under colder climate conditions (Tbiv)	°C	-15
Dual mode temperature under average climate conditions (Tbiv)	°C	-7
Dual mode temperature under warmer climate conditions (Tbiv)	°C	2
Seasonal space heating energy efficiency under colder climate conditions for medium-temperature applications (ηs)	%	136
Seasonal space heating energy efficiency under average climate conditions for medium-temperature applications (ηs)	%	148
Seasonal space heating energy efficiency under warmer climate conditions for medium-temperature applications (ηs)	%	185
Tj = -7 °C COP, partial load range under colder climate conditions (COPd)		2,85
Tj = -7 °C COP, partial load range under average climate conditions (COPd)		2,38
Tj = 2 °C COP, partial load range under colder climate conditions (COPd)		4,00
Tj = 2 °C COP, partial load range under average climate conditions (COPd)		3,51
Tj = 2 °C COP, partial load range under warmer climate conditions (COPd)		2,86
Tj = 7 °C COP, partial load range under colder climate conditions (COPd)		5,85
Tj = 7 °C COP, partial load range under average climate conditions (COPd)		5,34
Tj = 7 °C COP, partial load range under warmer climate conditions (COPd)		4,05

Tj = 12 °C COP, partial load range under colder climate conditions (COPd)		7,03
Tj = 12 °C COP, partial load range under average climate conditions (COPd)		6,82
Tj = 12 °C COP, partial load range under warmer climate conditions (COPd)		6,00
Tj = dual mode temperature under colder climate conditions (COPd)		2,33
Tj = dual mode temperature under average climate conditions (COPd)		2,38
Tj = dual mode temperature under warmer climate conditions (COPd)		2,86
Tj = operating temperature limit under colder climate conditions (COPd)		1,91
Tj = operating temperature limit under average climate conditions (COPd)		2,21
Tj = operating temperature limit under warmer climate conditions (COPd)		2,86
Operating temperature limit under colder climate conditions (TOL)	°C	-22
Operating temperature limit under average climate conditions (TOL)	°C	-10
Operating temperature limit under warmer climate conditions (TOL)	°C	2
Operating temperature limit of heating water under colder climate conditions (WTOL)	°C	75
Operating temperature limit of heating water under average climate conditions (WTOL)	°C	75
Operating temperature limit of heating water under warmer climate conditions (WTOL)	°C	75
Power consumption, off-mode (Poff)	W	9
Power consumption, thermostat off-mode (PTO)	W	18
Power consumption, standby state (PSB)	W	9
Power consumption, operating state, with crankcase heating (PCK)	W	0
Rated heating output of auxiliary heater under colder climate conditions (PSUP)	kW	3,5
Rated heating output of auxiliary heater under average climate conditions (PSUP)	kW	1,4
Rated heating output of auxiliary heater under warmer climate conditions (PSUP)	kW	0,0
Type of energy supply, auxiliary heater		elektrisch
Output control		veränderlich
Sound power level, outdoor	dB(A)	46
Annual energy consumption under colder climate conditions for medium-temperature applications (QHE)	kWh/a	7492
Annual energy consumption under average climate conditions for medium-temperature applications (QHE)	kWh/a	5795
Annual energy consumption under warmer climate conditions for medium-temperature applications (QHE)	kWh/a	1722
Special measures	For all special measures to be taken during assembly, installation or maintenance of the room heater, see the installation instructions	