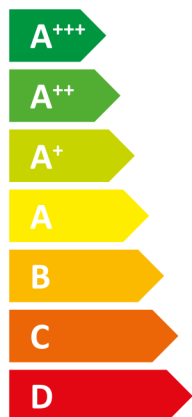




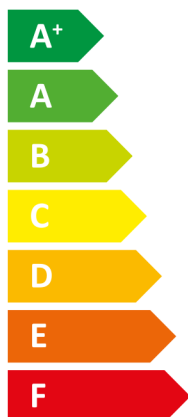
ENERGY

STIEBEL ELTRON

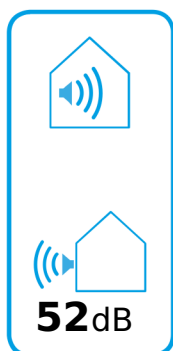
LWZ 07.1 Premium
HKWL 230



A++



A



- 7 kW
- 7 kW
- 4 kW

2019

811/2013

Product datasheet: Combination heater to Regulation (EU) No 811/2013 (S.I. 2019 No. 539 / Programme 2)

		LWZ 07.1 Premium HKWL 230
		206281
Manufacturer		STIEBEL ELTRON
Load profile		XL
Space heating energy efficiency class under average climate conditions, medium-temperature applications		A++
Energy efficiency class, space heating under average climate conditions, low-temperature applications		A++
Energy efficiency class, DHW heating under average climate conditions		A
Rated heating output under average climate conditions for medium-temperature applications (P rated)	kW	7
Rated heating output under average climate conditions for low-temperature applications (P rated)	kW	7
Annual energy consumption under average climate conditions for medium-temperature applications (QHE)	kWh/a	4199
Annual energy consumption under average climate conditions for low-temperature applications (QHE)	kWh/a	4755
Annual power consumption under average climate conditions (AEC)	kWh/a	1676
Seasonal space heating energy efficiency under average climate conditions for medium-temperature applications (η_s)	%	128
Seasonal space heating energy efficiency under average climate conditions for low-temperature applications (η_s)	%	163
Energy efficiency, DHW heating (η_{wh}), under average climate conditions	%	120
Option for operation only at off-peak times		-
Special measures		For all special measures to be taken during assembly, installation or maintenance of the room heater, see the installation instructions
Rated heating output under colder climate conditions for medium-temperature applications (P rated)	kW	7
Rated heating output under colder climate conditions for low-temperature applications (P rated)	kW	7
Rated heating output under warmer climate conditions for medium-temperature applications (P rated)	kW	4
Rated heating output under warmer climate conditions for low-temperature applications (P rated)	kW	4
Annual energy consumption under colder climate conditions for medium-temperature applications (QHE)	kWh/a	5646
Annual energy consumption under colder climate conditions for low-temperature applications (QHE)	kWh/a	4526
Annual energy consumption under warmer climate conditions for medium-temperature applications (QHE)	kWh/a	1411
Annual energy consumption under warmer climate conditions for low-temperature applications (QHE)	kWh/a	985
Seasonal space heating energy efficiency under colder climate conditions for medium-temperature applications (η_s)	%	118
Seasonal space heating energy efficiency under colder climate conditions for low-temperature applications (η_s)	%	150
Seasonal space heating energy efficiency under warmer climate conditions for medium-temperature applications (η_s)	%	145
Seasonal space heating energy efficiency under warmer climate conditions for low-temperature applications (η_s)	%	213
Seasonal space heating energy efficiency under warmer climate conditions for low-temperature applications (η_s)	%	84
Energy efficiency, DHW heating (η_{wh}), warmer climates	%	145
Sound power level, outdoor	dB(A)	52



ENERGY

LWZ 07.1 Premium HKWL 230

STIEBEL ELTRON



A⁺⁺



A



A⁺⁺⁺

A⁺⁺

A⁺

A

B

C

D


E

F

G

A⁺⁺

+



+



+



+



A⁺⁺⁺

A⁺⁺

A⁺

A

B

C

D

E

F

G

A

		LWZ 07.1 Premium HKWL 230
		206281
Manufacturer		STIEBEL ELTRON
Seasonal space heating energy efficiency under average climate conditions for medium-temperature applications (η_s)	%	128
Temperature control class		VI
Contribution of temperature control to space heating energy efficiency	%	4
Space heating energy efficiency of package under average climate conditions	%	132
Space heating energy efficiency of package under colder climate conditions	%	106
Space heating energy efficiency of package under warmer climate conditions	%	154
Value of differential between space heating energy efficiency under average climate conditions and that under colder climate conditions	%	10
Value of differential between space heating energy efficiency under warmer climate conditions and that under average climate conditions	%	17
Space heating energy efficiency class under average climate conditions, medium-temperature applications		A++
Space heating energy efficiency class of package under average climate conditions		A++
Energy efficiency class, DHW heating under average climate conditions		A
Load profile		XL

		LWZ 07.1 Premium HKWL 230
		206281
Manufacturer		STIEBEL ELTRON
Heat source		Luft
Low temperature heat pump		x
With auxiliary heater		x
Combination heater with heat pump		x
Rated heating output under colder climate conditions for medium-temperature applications (P rated)	kW	7
Rated heating output under average climate conditions for medium-temperature applications (P rated)	kW	7
Rated heating output under warmer climate conditions for medium-temperature applications (P rated)	kW	4
Tj = -7 °C heating output, partial load range under colder climate conditions (Pdh)	kW	6,4
Tj = -7 °C heating output, partial load range under average climate conditions (Pdh)	kW	6,4
Tj = 2 °C heating output, partial load range under colder climate conditions (Pdh)	kW	3,9
Tj = 2 °C heating output, partial load range under average climate conditions (Pdh)	kW	3,9
Tj = 2 °C heating output, partial load range under warmer climate conditions (Pdh)	kW	8,3
Tj = 7 °C heating output, partial load range under colder climate conditions (Pdh)	kW	2,8
Tj = 7 °C heating output, partial load range under average climate conditions (Pdh)	kW	2,4
Tj = 7 °C heating output, partial load range under warmer climate conditions (Pdh)	kW	5,4
Tj = 12 °C heating output, partial load range under colder climate conditions (Pdh)	kW	3,2
Tj = 12 °C heating output, partial load range under average climate conditions (Pdh)	kW	2,6
Tj = 12 °C heating output, partial load range under warmer climate conditions (Pdh)	kW	3,2
Tj = dual mode temperature under colder climate conditions (Pdh)	kW	6,4
Tj = dual mode temperature under average climate conditions (Pdh)	kW	6,4
Tj = dual mode temperature under warmer climate conditions (Pdh)	kW	8,3
Tj = operating temperature limit under colder climate conditions (Pdh)	kW	3,0
Tj = operating temperature limit under average climate conditions (Pdh)	kW	6,0
Tj = operating temperature limit under warmer climate conditions (Pdh)	kW	8,3
For air source heat pumps: Tj = -15 °C (if TOL < -20 °C) (Pdh)	kW	5,6
Dual mode temperature under colder climate conditions (Tbiv)	°C	-10
Dual mode temperature under average climate conditions (Tbiv)	°C	-7
Dual mode temperature under warmer climate conditions (Tbiv)	°C	2
Seasonal space heating energy efficiency under colder climate conditions for medium-temperature applications (ηs)	%	118
Seasonal space heating energy efficiency under average climate conditions for medium-temperature applications (ηs)	%	128
Seasonal space heating energy efficiency under warmer climate conditions for medium-temperature applications (ηs)	%	145
Tj = -7 °C COP, partial load range under colder climate conditions (COPd)		2,50
Tj = -7 °C COP, partial load range under average climate conditions (COPd)		2,24
Tj = 2 °C COP, partial load range under colder climate conditions (COPd)		3,48
Tj = 2 °C COP, partial load range under average climate conditions (COPd)		3,13
Tj = 2 °C COP, partial load range under warmer climate conditions (COPd)		2,34
Tj = 7 °C COP, partial load range under colder climate conditions (COPd)		4,68
Tj = 7 °C COP, partial load range under average climate conditions (COPd)		4,27
Tj = 7 °C COP, partial load range under warmer climate conditions (COPd)		3,26
Tj = 12 °C COP, partial load range under colder climate conditions (COPd)		5,67
Tj = 12 °C COP, partial load range under average climate conditions (COPd)		5,24
Tj = 12 °C COP, partial load range under warmer climate conditions (COPd)		5,11
Tj = dual mode temperature under colder climate conditions (COPd)		2,50
Tj = dual mode temperature under average climate conditions (COPd)		2,24
Tj = dual mode temperature under warmer climate conditions (COPd)		2,34
Tj = operating temperature limit under colder climate conditions (COPd)		1,46
Tj = operating temperature limit under average climate conditions (COPd)		2,06
Tj = operating temperature limit under warmer climate conditions (COPd)		2,34
Operating temperature limit under colder climate conditions (TOL)	°C	-22
Operating temperature limit under average climate conditions (TOL)	°C	-10
Operating temperature limit under warmer climate conditions (TOL)	°C	2
Operating temperature limit of heating water under colder climate conditions (WTOL)	°C	63
Operating temperature limit of heating water under average climate conditions (WTOL)	°C	60
Operating temperature limit of heating water under warmer climate conditions (WTOL)	°C	75

Power consumption, off-mode (Poff)	W	19
Power consumption, thermostat off-mode (PTO)	W	15
Power consumption, standby state (PSB)	W	19
Power consumption, operating state, with crankcase heating (PCK)	W	2
Rated heating output of auxiliary heater under colder climate conditions (PSUP)	kW	3,9
Rated heating output of auxiliary heater under average climate conditions (PSUP)	kW	1,2
Type of energy supply, auxiliary heater		elektrisch
Output control		veränderlich
Sound power level, outdoor	dB(A)	52
Annual energy consumption under colder climate conditions for medium-temperature applications (QHE)	kWh/a	5646
Annual energy consumption under average climate conditions for medium-temperature applications (QHE)	kWh/a	4199
Annual energy consumption under warmer climate conditions for medium-temperature applications (QHE)	kWh/a	1411
Load profile		XL
Annual power consumption under average climate conditions (AEC)	kWh/a	1676
Seasonal space heating energy efficiency under warmer climate conditions for low-temperature applications (η_s)	%	84
Energy efficiency, DHW heating (η_{wh}), under average climate conditions	%	120
Energy efficiency, DHW heating (η_{wh}), warmer climates	%	145
Special measures		For all special measures to be taken during assembly, installation or maintenance of the room heater, see the installation instructions