



ENERGY

STIEBEL ELTRON WPF 13 M



55 °C

35 °C



53 dB

0 dB

■ 15	■ 16
■ 12	■ 13
■ 12	■ 13
kW	kW

2019

811/2013

Product datasheet: Room heater to regulation (EU) no. 811/2013 / (S.I. 2019 No. 539 / Schedule 2)



		WPF 13 M
		182135
Manufacturer		STIEBEL ELTRON
Energy efficiency class for central heating in moderate climates for medium temperature applications		A++
Energy efficiency class for central heating in moderate climates for low temperature applications		A+++
Rated heating output in moderate climates for average temperature applications (Prated)	kW	12
Rated heating output in moderate climates for low temperature applications (Prated)	kW	13
Seasonal room heating efficiency in moderate climates for average temperature applications (η_s)	%	126
Seasonal room heating efficiency in moderate climates for low temperature applications (η_s)	%	197
Annual energy consumption in moderate climates for average temperature applications (QHE)	kWh/a	7384
Annual energy consumption in moderate climates for low temperature applications (QHE)	kWh/a	5233
Sound power level internal	dB(A)	53
Sound power level external	dB(A)	0
Special measures	For all special measures to be taken during assembly, installation or maintenance of the room heater, see the installation instructions	
Rated heating output in colder climates for average temperature applications (Prated)	kW	15
Rated heating output in colder climates for low temperature applications (Prated)	kW	16
Rated heating output in warmer climates for average temperature applications (Prated)	kW	12
Rated heating output in warmer climates for low temperature applications (Prated)	kW	13
Seasonal room heating efficiency in colder climates for average temperature applications (η_s)	%	132
Seasonal room heating efficiency in colder climates for low temperature applications (η_s)	%	204
Seasonal room heating efficiency in warmer climates for average temperature applications (η_s)	%	128
Seasonal room heating efficiency in warmer climates for low temperature applications (η_s)	%	201
Annual energy consumption in colder climates for average temperature applications (QHE)	kWh/a	10639
Annual energy consumption in colder climates for low temperature applications (QHE)	kWh/a	7468
Annual energy consumption in warmer climates for average temperature applications (QHE)	kWh/a	4727
Annual energy consumption in warmer climates for low temperature applications (QHE)	kWh/a	3324



ENERGY

STIEBEL ELTRON

WPF 13 M



A⁺⁺

A⁺⁺⁺

A⁺⁺

A⁺⁺

A⁺

A

B

C


D

E

F

G

+



+



+



+



Product datasheet: Composite system consisting of room heater and temperature controller to regulation (EU) no. 811/2013 / (S.I. 2019 No. 539 / Schedule 2)

		WPF 13 M
		182135
Manufacturer		STIEBEL ELTRON
Seasonal room heating efficiency in moderate climates for average temperature applications (η_s)	%	126
Temperature controller class		VII
Contribution of temperature controller to room heating energy efficiency	%	3.50
Room heating energy efficiency of composite system under moderate climatic conditions	%	130
Room heating energy efficiency of composite system under colder climatic conditions	%	136
Room heating energy efficiency of composite system under warmer climatic conditions	%	132
Value of differential between room heating energy efficiency under moderate climatic conditions and that under colder climatic conditions	%	6
Value of differential between room heating energy efficiency under warmer climatic conditions and that under moderate climatic conditions	%	2
Energy efficiency class for central heating in moderate climates for medium temperature applications		A++
Room heating energy efficiency class of composite system under moderate climatic conditions		A++

Required details about room heater and combi heater with heat pump to regulation (EU) no. 813/2013 & 811/2013


		WPF 13 M
		182135
Manufacturer		STIEBEL ELTRON
Heat source		Brine
With booster heater		-
Combi boiler with heat pump		-
Rated heating output in colder climates for average temperature applications (Prated)	kW	15
Rated heating output in moderate climates for average temperature applications (Prated)	kW	12
Rated heating output in warmer climates for average temperature applications (Prated)	kW	12
Tj = -7 °C heating output, partial load range in colder climates (Pdh)	kW	12.4
Tj = -7 °C heating output, partial load range under moderate climatic conditions (Pdh)	kW	12.10
Tj = -7 °C heating output, partial load range in warmer climates (Pdh)	kW	12
Tj = 2 °C heating output, partial load range in colder climates (Pdh)	kW	12.6
Tj = 2 °C heating output, partial load range under moderate climatic conditions (Pdh)	kW	12.40
Tj = 2 °C heating output, partial load range in warmer climates (Pdh)	kW	12
Tj = 7 °C heating output, partial load range in colder climates (Pdh)	kW	12.8
Tj = 7 °C heating output, partial load range under moderate climatic conditions (Pdh)	kW	12.60
Tj = 7 °C heating output, partial load range in warmer climates (Pdh)	kW	12.3
Tj = 12 °C heating output, partial load range in colder climates (Pdh)	kW	13
Tj = 12 °C heating output, partial load range under moderate climatic conditions (Pdh)	kW	12.90
Tj = 12 °C heating output, partial load range in warmer climates (Pdh)	kW	12.7
Tj = dual mode temperature in colder climates (Pdh)	kW	12.3
Tj = dual mode temperature under moderate climatic conditions (Pdh)	kW	12.00
Tj = dual mode temperature in warmer climates (Pdh)	kW	12
Tj = operating temperature limit in colder climates (Pdh)	kW	12
Tj = operating temperature limit under moderate climatic conditions (Pdh)	kW	12.00
Tj = operating temperature limit in warmer climates (Pdh)	kW	12
For air/water heat pumps: Tj = -15 °C (if TOL < -20 °C) (Pdh)	kW	12.00
Dual mode temperature in colder climates (Tbiv)	°C	-15
Dual mode temperature in moderate climates (Tbiv)	°C	-10
Dual mode temperature in warmer climates (Tbiv)	°C	2
Seasonal room heating efficiency in colder climates for average temperature applications (ηs)	%	132
Seasonal room heating efficiency in moderate climates for average temperature applications (ηs)	%	126
Seasonal room heating efficiency in warmer climates for average temperature applications (ηs)	%	128
Tj = -7 °C COP, partial load range in colder climates (COPd)		3.26
Tj = -7 °C COP, partial load range under moderate climatic conditions (COPd)		2.75
Tj = -7 °C COP, partial load range in warmer climates (COPd)		2.62
Tj = 2 °C COP, partial load range in colder climates (COPd)		3.69
Tj = 2 °C COP, partial load range under moderate climatic conditions (COPd)		3.28
Tj = 2 °C COP, partial load range in warmer climates (COPd)		2.62
Tj = 7 °C COP, partial load range in colder climates (COPd)		4.12
Tj = 7 °C COP, partial load range under moderate climatic conditions (COPd)		3.70
Tj = 7 °C COP, partial load range in warmer climates (COPd)		3.03
Tj = 12 °C COP, partial load range in colder climates (COPd)		4.48
Tj = 12 °C COP, partial load range under moderate climatic conditions (COPd)		4.23
Tj = 12 °C COP, partial load range in warmer climates (COPd)		3.87
Tj = dual mode temperature in colder climates (COPd)		3.03

Tj = dual mode temperature under moderate climatic conditions (COPd)		2.62
Tj = dual mode temperature in warmer climates (COPd)		3.87
Tj = operating temperature limit in colder climates (COPd)		2.62
Tj = operating temperature limit under moderate climatic conditions (COPd)		2.62
Tj = operating temperature limit in warmer climates (COPd)		2.62
For air/water heat pumps: Tj= -15 °C (if TOL < -20 °C) (COPd)		2.62
Heating water operating temperature limit (WTOL)	°C	60
Power consumption, OFF state (Poff)	W	0.000
Power consumption, thermostat OFF state (PTO)	W	3
Standby power consumption (PSB)	W	3.000
Power consumption, operating state, with crankcase heating (PCK)	W	0.000
Booster heater heating output (PSUB)	kW	0.000
Type of energy supply, booster heater		electric
Power control		Fixed
Sound power level external	dB(A)	0
Sound power level internal	dB(A)	53
Annual energy consumption in colder climates for average temperature applications (QHE)	kWh/a	10639
Annual energy consumption in moderate climates for average temperature applications (QHE)	kWh/a	7384
Annual energy consumption in warmer climates for average temperature applications (QHE)	kWh/a	4727
Flow rate, heat source side	m ³ /h	3.1
Special measures	For all special measures to be taken during assembly, installation or maintenance of the room heater, see the installation instructions	



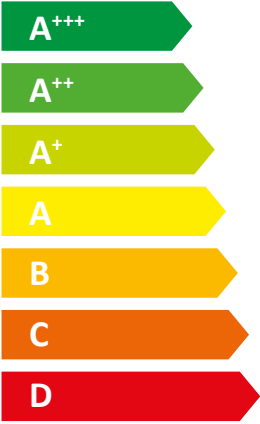
ENERGY

STIEBEL ELTRON WPF 16 M



55 °C

35 °C



A+

A+++

53 dB

■ 20	■ 21
■ 16	■ 17
■ 16	■ 17
kW	kW

2019

811/2013

Product datasheet: Room heater to regulation (EU) no. 811/2013 / (S.I. 2019 No. 539 / Schedule 2)



		WPF 16 M
		220894
Manufacturer		STIEBEL ELTRON
Energy efficiency class for central heating in moderate climates for medium temperature applications		A+
Energy efficiency class for central heating in moderate climates for low temperature applications		A+++
Rated heating output in moderate climates for average temperature applications (Prated)	kW	16
Rated heating output in moderate climates for low temperature applications (Prated)	kW	17
Seasonal room heating efficiency in moderate climates for average temperature applications (η_s)	%	119
Seasonal room heating efficiency in moderate climates for low temperature applications (η_s)	%	187
Annual energy consumption in moderate climates for average temperature applications (QHE)	kWh/a	10196
Annual energy consumption in moderate climates for low temperature applications (QHE)	kWh/a	7185
Sound power level internal	dB(A)	53
Special measures		For all special measures to be taken during assembly, installation or maintenance of the room heater, see the installation instructions
Rated heating output in colder climates for average temperature applications (Prated)	kW	20
Rated heating output in colder climates for low temperature applications (Prated)	kW	21
Rated heating output in warmer climates for average temperature applications (Prated)	kW	16
Rated heating output in warmer climates for low temperature applications (Prated)	kW	17
Seasonal room heating efficiency in colder climates for average temperature applications (η_s)	%	124
Seasonal room heating efficiency in colder climates for low temperature applications (η_s)	%	195
Seasonal room heating efficiency in warmer climates for average temperature applications (η_s)	%	120
Seasonal room heating efficiency in warmer climates for low temperature applications (η_s)	%	191
Annual energy consumption in colder climates for average temperature applications (QHE)	kWh/a	14686
Annual energy consumption in colder climates for low temperature applications (QHE)	kWh/a	10238
Annual energy consumption in warmer climates for average temperature applications (QHE)	kWh/a	6525
Annual energy consumption in warmer climates for low temperature applications (QHE)	kWh/a	4560



ENERGY

STIEBEL ELTRON

WPF 16 M



A⁺

A⁺⁺⁺

A⁺⁺

A⁺

A

B

C

D

E

F

G

A⁺

+		<input type="checkbox"/>
+		<input type="checkbox"/>
+		<input checked="" type="checkbox"/>
+		<input type="checkbox"/>

Product datasheet: Composite system consisting of room heater and temperature controller to regulation (EU) no. 811/2013 / (S.I. 2019 No. 539 / Schedule 2)

		WPF 16 M
		220894
Manufacturer		STIEBEL ELTRON
Seasonal room heating efficiency in moderate climates for average temperature applications (η_s)	%	119
Temperature controller class		VII
Contribution of temperature controller to room heating energy efficiency	%	3.50
Room heating energy efficiency of composite system under moderate climatic conditions	%	123
Room heating energy efficiency of composite system under colder climatic conditions	%	128
Room heating energy efficiency of composite system under warmer climatic conditions	%	124
Value of differential between room heating energy efficiency under moderate climatic conditions and that under colder climatic conditions	%	5
Value of differential between room heating energy efficiency under warmer climatic conditions and that under moderate climatic conditions	%	1
Energy efficiency class for central heating in moderate climates for medium temperature applications		A+
Room heating energy efficiency class of composite system under moderate climatic conditions		A+

Required details about room heater and combi heater with heat pump to regulation (EU) no. 813/2013 & 811/2013

		WPF 16 M
		220894
Manufacturer		STIEBEL ELTRON
Heat source		Brine
With booster heater		-
Combi boiler with heat pump		-
Rated heating output in colder climates for average temperature applications (Prated)	kW	20
Rated heating output in moderate climates for average temperature applications (Prated)	kW	16
Rated heating output in warmer climates for average temperature applications (Prated)	kW	16
Tj = -7 °C heating output, partial load range in colder climates (Pdh)	kW	16.2
Tj = -7 °C heating output, partial load range under moderate climatic conditions (Pdh)	kW	15.80
Tj = -7 °C heating output, partial load range in warmer climates (Pdh)	kW	15.6
Tj = 2 °C heating output, partial load range in colder climates (Pdh)	kW	16.5
Tj = 2 °C heating output, partial load range under moderate climatic conditions (Pdh)	kW	16.20
Tj = 2 °C heating output, partial load range in warmer climates (Pdh)	kW	15.6
Tj = 7 °C heating output, partial load range in colder climates (Pdh)	kW	16.8
Tj = 7 °C heating output, partial load range under moderate climatic conditions (Pdh)	kW	16.50
Tj = 7 °C heating output, partial load range in warmer climates (Pdh)	kW	16
Tj = 12 °C heating output, partial load range in colder climates (Pdh)	kW	16.9
Tj = 12 °C heating output, partial load range under moderate climatic conditions (Pdh)	kW	16.80
Tj = 12 °C heating output, partial load range in warmer climates (Pdh)	kW	16.6
Tj = dual mode temperature in colder climates (Pdh)	kW	16
Tj = dual mode temperature under moderate climatic conditions (Pdh)	kW	15.60
Tj = dual mode temperature in warmer climates (Pdh)	kW	15.6
Tj = operating temperature limit in colder climates (Pdh)	kW	15.6
Tj = operating temperature limit under moderate climatic conditions (Pdh)	kW	15.60
Tj = operating temperature limit in warmer climates (Pdh)	kW	15.6
For air/water heat pumps: Tj = -15 °C (if TOL < -20 °C) (Pdh)	kW	15.60
Dual mode temperature in colder climates (Tbiv)	°C	-15
Dual mode temperature in moderate climates (Tbiv)	°C	-10
Dual mode temperature in warmer climates (Tbiv)	°C	2
Seasonal room heating efficiency in colder climates for average temperature applications (ηs)	%	124
Seasonal room heating efficiency in moderate climates for average temperature applications (ηs)	%	119
Seasonal room heating efficiency in warmer climates for average temperature applications (ηs)	%	120
Tj = -7 °C COP, partial load range in colder climates (COPd)		3.08
Tj = -7 °C COP, partial load range under moderate climatic conditions (COPd)		2.58
Tj = -7 °C COP, partial load range in warmer climates (COPd)		2.46
Tj = 2 °C COP, partial load range in colder climates (COPd)		3.49
Tj = 2 °C COP, partial load range under moderate climatic conditions (COPd)		3.09
Tj = 2 °C COP, partial load range in warmer climates (COPd)		2.46
Tj = 7 °C COP, partial load range in colder climates (COPd)		3.9
Tj = 7 °C COP, partial load range under moderate climatic conditions (COPd)		3.50
Tj = 7 °C COP, partial load range in warmer climates (COPd)		2.85
Tj = 12 °C COP, partial load range in colder climates (COPd)		4.25
Tj = 12 °C COP, partial load range under moderate climatic conditions (COPd)		4.01
Tj = 12 °C COP, partial load range in warmer climates (COPd)		3.66
Tj = dual mode temperature in colder climates (COPd)		2.86

Tj = dual mode temperature under moderate climatic conditions (COPd)		2.46
Tj = dual mode temperature in warmer climates (COPd)		2.46
Tj = operating temperature limit in colder climates (COPd)		2.46
Tj = operating temperature limit under moderate climatic conditions (COPd)		2.46
Tj = operating temperature limit in warmer climates (COPd)		2.46
For air/water heat pumps:Tj= -15 °C (if TOL< -20 °C) (COPd)		2.46
Heating water operating temperature limit (WTOL)	°C	60
Power consumption, OFF state (Poff)	W	0.000
Power consumption, thermostat OFF state (PTO)	W	3
Standby power consumption (PSB)	W	3.000
Power consumption, operating state, with crankcase heating (PCK)	W	0.000
Booster heater heating output (PSUB)	kW	0.000
Type of energy supply, booster heater		electric
Power control		Fixed
Sound power level internal	dB(A)	53
Annual energy consumption in colder climates for average temperature applications (QHE)	kWh/a	14686
Annual energy consumption in moderate climates for average temperature applications (QHE)	kWh/a	10196
Annual energy consumption in warmer climates for average temperature applications (QHE)	kWh/a	6525
Flow rate, heat source side	m ³ /h	3.8
Special measures	For all special measures to be taken during assembly, installation or maintenance of the room heater, see the installation instructions	

Product datasheet: Temperature controller to regulation (EU) no. 811/2013 / (S.I. 2019 No. 539 / Schedule 2)

			WPM
			234727
Manufacturer			STIEBEL ELTRON
Temperature controller class (in inverter heat pump)			VI
Temperature controller class (in ON/OFF heat pump)			VII
Contribution of temperature controller to seasonal room heating energy efficiency (in inverter heat pump)		%	4
Contribution of temperature controller to seasonal room heating energy efficiency (in ON/OFF heat pump)		%	3.50