




ENERGY

WPL 60 AC dB ANT

STIEBEL ELTRON



55 °C

35 °C



A⁺⁺

A⁺⁺



56 dB



58 dB

■ 31

■ 25

■ 27

kW

■ 35

■ 29

■ 30

kW



2019

811/2013


		WPL 60 AC dB ANT
		235887
Manufacturer		STIEBEL ELTRON
Space heating energy efficiency class under average climate conditions, medium-temperature applications		A++
Energy efficiency class, space heating under average climate conditions, low-temperature applications		A++
Rated heating output under average climate conditions for medium-temperature applications (P rated)	kW	25
Rated heating output under average climate conditions for low-temperature applications (P rated)	kW	29
Seasonal space heating energy efficiency under average climate conditions for medium-temperature applications (η_s)	%	136
Seasonal space heating energy efficiency under average climate conditions for low-temperature applications (η_s)	%	170
Annual energy consumption under average climate conditions for medium-temperature applications (QHE)	kWh/a	14962
Annual energy consumption under average climate conditions for low-temperature applications (QHE)	kWh/a	13656
Sound power level, indoor	dB(A)	56
Rated heating output under colder climate conditions for medium-temperature applications (P rated)	kW	31
Rated heating output under colder climate conditions for low-temperature applications (P rated)	kW	35
Rated heating output under warmer climate conditions for medium-temperature applications (P rated)	kW	27
Rated heating output under warmer climate conditions for low-temperature applications (P rated)	kW	30
Seasonal space heating energy efficiency under colder climate conditions for medium-temperature applications (η_s)	%	120
Seasonal space heating energy efficiency under colder climate conditions for low-temperature applications (η_s)	%	148
Seasonal space heating energy efficiency under warmer climate conditions for medium-temperature applications (η_s)	%	158
Seasonal space heating energy efficiency under warmer climate conditions for low-temperature applications (η_s)	%	195
Annual energy consumption under colder climate conditions for medium-temperature applications (QHE)	kWh/a	25194
Annual energy consumption under colder climate conditions for low-temperature applications (QHE)	kWh/a	22956
Annual energy consumption under warmer climate conditions for medium-temperature applications (QHE)	kWh/a	8927
Annual energy consumption under warmer climate conditions for low-temperature applications (QHE)	kWh/a	8163
Sound power level, outdoor	dB(A)	58



ENERGY

WPL 60 AC dB ANT

STIEBEL ELTRON



A⁺⁺

A⁺⁺⁺

A⁺⁺

A⁺⁺

A⁺

A

B

C


D

E

F

G

+



+



+



+



Product datasheet: Space heater to Regulation (EU) No 811/2013 (S.I. 2019 No. 539 / Programme 2)

		WPL 60 AC dB ANT
		235887
Manufacturer		STIEBEL ELTRON
Seasonal space heating energy efficiency under average climate conditions for low-temperature applications (η_s)	%	170
Temperature control class		VII
Contribution of temperature control to space heating energy efficiency	%	4
Space heating energy efficiency of package under average climate conditions	%	140
Space heating energy efficiency of package under colder climate conditions	%	124
Space heating energy efficiency of package under warmer climate conditions	%	162
Value of differential between space heating energy efficiency under average climate conditions and that under colder climate conditions	%	16
Value of differential between space heating energy efficiency under warmer climate conditions and that under average climate conditions	%	22
Energy efficiency class, space heating under average climate conditions, low-temperature applications		A++
Space heating energy efficiency class of package under average climate conditions		A++

Product datasheet: Space heater to Regulation (EU) No 811/2013 (S.I. 2019 No. 539 / Programme 2)

		WPL 60 AC dB ANT
		235887
Manufacturer		STIEBEL ELTRON
Heat source		Außenluft
Rated heating output under colder climate conditions for medium-temperature applications (P rated)	kW	31
Rated heating output under average climate conditions for medium-temperature applications (P rated)	kW	25
Rated heating output under warmer climate conditions for medium-temperature applications (P rated)	kW	27
Tj = -7 °C heating output, partial load range under colder climate conditions (Pdh)	kW	23,4
Tj = -7 °C heating output, partial load range under average climate conditions (Pdh)	kW	22,2
Tj = 2 °C heating output, partial load range under colder climate conditions (Pdh)	kW	29,2
Tj = 2 °C heating output, partial load range under average climate conditions (Pdh)	kW	28,5
Tj = 2 °C heating output, partial load range under warmer climate conditions (Pdh)	kW	26,9
Tj = 7 °C heating output, partial load range under colder climate conditions (Pdh)	kW	36,5
Tj = 7 °C heating output, partial load range under average climate conditions (Pdh)	kW	35,9
Tj = 7 °C heating output, partial load range under warmer climate conditions (Pdh)	kW	34,6
Tj = 12 °C heating output, partial load range under colder climate conditions (Pdh)	kW	41,5
Tj = 12 °C heating output, partial load range under average climate conditions (Pdh)	kW	41,2
Tj = 12 °C heating output, partial load range under warmer climate conditions (Pdh)	kW	40,7
Tj = dual mode temperature under colder climate conditions (Pdh)	kW	21,5
Tj = dual mode temperature under average climate conditions (Pdh)	kW	22,2
Tj = dual mode temperature under warmer climate conditions (Pdh)	kW	26,9
Tj = operating temperature limit under colder climate conditions (Pdh)	kW	13,8
Tj = operating temperature limit under average climate conditions (Pdh)	kW	20,0
Tj = operating temperature limit under warmer climate conditions (Pdh)	kW	26,9
Dual mode temperature under colder climate conditions (Tbiv)	°C	-10
Dual mode temperature under average climate conditions (Tbiv)	°C	-7
Dual mode temperature under warmer climate conditions (Tbiv)	°C	2
Seasonal space heating energy efficiency under colder climate conditions for medium-temperature applications (ηs)	%	120
Seasonal space heating energy efficiency under average climate conditions for medium-temperature applications (ηs)	%	136
Seasonal space heating energy efficiency under warmer climate conditions for medium-temperature applications (ηs)	%	158
Tj = -7 °C COP, partial load range under colder climate conditions (COPd)		2,85
Tj = -7 °C COP, partial load range under average climate conditions (COPd)		2,54
Tj = 2 °C COP, partial load range under colder climate conditions (COPd)		3,69
Tj = 2 °C COP, partial load range under average climate conditions (COPd)		3,44
Tj = 2 °C COP, partial load range under warmer climate conditions (COPd)		2,96
Tj = 7 °C COP, partial load range under colder climate conditions (COPd)		4,33
Tj = 7 °C COP, partial load range under average climate conditions (COPd)		4,11
Tj = 7 °C COP, partial load range under warmer climate conditions (COPd)		3,69
Tj = 12 °C COP, partial load range under colder climate conditions (COPd)		4,96
Tj = 12 °C COP, partial load range under average climate conditions (COPd)		484,00

Tj = 12 °C COP, partial load range under warmer climate conditions (COPd)

4,64

Tj = dual mode temperature under colder climate conditions (COPd)		2,61
Tj = dual mode temperature under average climate conditions (COPd)		2,54
Tj = dual mode temperature under warmer climate conditions (COPd)		2,96
Tj = operating temperature limit under colder climate conditions (COPd)		1,57
Tj = operating temperature limit under average climate conditions (COPd)		2,23
Tj = operating temperature limit under warmer climate conditions (COPd)		2,96
For air source heat pumps: Tj = -15 °C (if TOL < -20 °C) (COPd)		1,75
Operating temperature limit of heating water under average climate conditions (WTOL)	°C	65
Power consumption, off-mode (Poff)	W	20
Power consumption, thermostat off-mode (PTO)	W	20
Power consumption, standby state (PSB)	W	20
Power consumption, operating state, with crankcase heating (PCK)	W	0
Rated heating output of auxiliary heater under average climate conditions (PSUP)	kW	5,1
Type of energy supply, auxiliary heater		elektrisch
Output control		fest
Sound power level, outdoor	dB(A)	58
Sound power level, indoor	dB(A)	56
Annual energy consumption under colder climate conditions for medium-temperature applications (QHE)	kWh/a	25194
Annual energy consumption under average climate conditions for medium-temperature applications (QHE)	kWh/a	14962
Annual energy consumption under warmer climate conditions for medium-temperature applications (QHE)	kWh/a	8927
Flow rate on heat source side	m³/h	9800