




ENERG  
енергия · ενεργεια



tecalor

TTL 8.5 ICS



55 °C

35 °C



A<sup>++</sup>

A<sup>++</sup>



51 dB



48 dB

■ 13

■ 7

■ 4

kW

■ 13

■ 9

■ 5

kW



2019

811/2013

		TTL 8.5 ICS
		190525
Manufacturer		tecalor
Space heating energy efficiency class under average climate conditions, medium-temperature applications		A++
Energy efficiency class, space heating under average climate conditions, low-temperature applications		A++
Rated heating output under average climate conditions for medium-temperature applications (P rated)	kW	7
Rated heating output under average climate conditions for low-temperature applications (P rated)	kW	9
Seasonal space heating energy efficiency under average climate conditions for medium-temperature applications ( $\eta_s$ )	%	129
Seasonal space heating energy efficiency under average climate conditions for low-temperature applications ( $\eta_s$ )	%	167
Annual energy consumption under average climate conditions for medium-temperature applications (QHE)	kWh/a	4506
Annual energy consumption under average climate conditions for low-temperature applications (QHE)	kWh/a	4387
Sound power level, indoor	dB(A)	51
Option for operation only at off-peak times		-
Rated heating output under colder climate conditions for medium-temperature applications (P rated)	kW	13
Rated heating output under colder climate conditions for low-temperature applications (P rated)	kW	13
Rated heating output under warmer climate conditions for medium-temperature applications (P rated)	kW	4
Rated heating output under warmer climate conditions for low-temperature applications (P rated)	kW	5
Seasonal space heating energy efficiency under colder climate conditions for medium-temperature applications ( $\eta_s$ )	%	111
Seasonal space heating energy efficiency under colder climate conditions for low-temperature applications ( $\eta_s$ )	%	130
Seasonal space heating energy efficiency under warmer climate conditions for medium-temperature applications ( $\eta_s$ )	%	145
Seasonal space heating energy efficiency under warmer climate conditions for low-temperature applications ( $\eta_s$ )	%	212
Annual energy consumption under colder climate conditions for medium-temperature applications (QHE)	kWh/a	11197
Annual energy consumption under colder climate conditions for low-temperature applications (QHE)	kWh/a	9919
Annual energy consumption under warmer climate conditions for medium-temperature applications (QHE)	kWh/a	1592
Annual energy consumption under warmer climate conditions for low-temperature applications (QHE)	kWh/a	1247
Sound power level, outdoor	dB(A)	48




ENERG  
енергия · ενέργεια



tecalor

TTL 8.5 ICS



A<sup>++</sup>

A<sup>+++</sup>

A<sup>++</sup>

A<sup>++</sup>

A<sup>+</sup>

A

B

C


D

E

F

G

+



+



+



+



**Product datasheet: Space heater to Regulation (EU) No 811/2013 (S.I. 2019 No. 539 / Programme 2)**

		<b>TTL 8.5 ICS</b>
		190525
Manufacturer		tecalor
Seasonal space heating energy efficiency under average climate conditions for low-temperature applications ( $\eta_s$ )	%	167
Temperature control class		VI
Contribution of temperature control to space heating energy efficiency	%	4
Space heating energy efficiency of package under average climate conditions	%	133
Space heating energy efficiency of package under colder climate conditions	%	115
Space heating energy efficiency of package under warmer climate conditions	%	149
Value of differential between space heating energy efficiency under average climate conditions and that under colder climate conditions	%	18
Value of differential between space heating energy efficiency under warmer climate conditions and that under average climate conditions	%	16
Energy efficiency class, space heating under average climate conditions, low-temperature applications		A++
Space heating energy efficiency class of package under average climate conditions		A++

**Product datasheet: Space heater to Regulation (EU) No 811/2013 (S.I. 2019 No. 539 / Programme 2)**

		<b>TTL 8.5 ICS</b>
		190525
Manufacturer		tecalor
Heat source		Luft
Low temperature heat pump		-
With auxiliary heater		x
Combination heater with heat pump		-
Rated heating output under colder climate conditions for medium-temperature applications (P rated)	kW	13
Rated heating output under average climate conditions for medium-temperature applications (P rated)	kW	7
Rated heating output under warmer climate conditions for medium-temperature applications (P rated)	kW	4
Tj = -7 °C heating output, partial load range under colder climate conditions (Pdh)	kW	7,8
Tj = -7 °C heating output, partial load range under average climate conditions (Pdh)	kW	6,4
Tj = 2 °C heating output, partial load range under colder climate conditions (Pdh)	kW	5,0
Tj = 2 °C heating output, partial load range under average climate conditions (Pdh)	kW	4,8
Tj = 2 °C heating output, partial load range under warmer climate conditions (Pdh)	kW	4,4
Tj = 7 °C heating output, partial load range under colder climate conditions (Pdh)	kW	4,3
Tj = 7 °C heating output, partial load range under average climate conditions (Pdh)	kW	4,2
Tj = 7 °C heating output, partial load range under warmer climate conditions (Pdh)	kW	4,0
Tj = 12 °C heating output, partial load range under colder climate conditions (Pdh)	kW	3,3
Tj = 12 °C heating output, partial load range under average climate conditions (Pdh)	kW	3,2
Tj = 12 °C heating output, partial load range under warmer climate conditions (Pdh)	kW	3,0
Tj = dual mode temperature under colder climate conditions (Pdh)	kW	7,8
Tj = dual mode temperature under average climate conditions (Pdh)	kW	6,4
Tj = dual mode temperature under warmer climate conditions (Pdh)	kW	4,4
Tj = operating temperature limit under colder climate conditions (Pdh)	kW	5,2
Tj = operating temperature limit under average climate conditions (Pdh)	kW	2,8
Tj = operating temperature limit under warmer climate conditions (Pdh)	kW	4,4
For air source heat pumps: Tj = -15 °C (if TOL< -20 °C) (Pdh)	kW	0,0
Dual mode temperature under colder climate conditions (Tbiv)	°C	-7
Dual mode temperature under average climate conditions (Tbiv)	°C	-7
Dual mode temperature under warmer climate conditions (Tbiv)	°C	2
Seasonal space heating energy efficiency under colder climate conditions for medium-temperature applications (ηs)	%	111
Seasonal space heating energy efficiency under average climate conditions for medium-temperature applications (ηs)	%	129
Seasonal space heating energy efficiency under warmer climate conditions for medium-temperature applications (ηs)	%	145
Tj = -7 °C COP, partial load range under colder climate conditions (COPd)		2,31
Tj = -7 °C COP, partial load range under average climate conditions (COPd)		2,17
Tj = 2 °C COP, partial load range under colder climate conditions (COPd)		3,61
Tj = 2 °C COP, partial load range under average climate conditions (COPd)		3,14
Tj = 2 °C COP, partial load range under warmer climate conditions (COPd)		2,27
Tj = 7 °C COP, partial load range under colder climate conditions (COPd)		4,98
Tj = 7 °C COP, partial load range under average climate conditions (COPd)		4,56

Tj = 7 °C COP, partial load range under warmer climate conditions (COPd)		3,30
Tj = 12 °C COP, partial load range under colder climate conditions (COPd)		6,88
Tj = 12 °C COP, partial load range under average climate conditions (COPd)		633,00
Tj = 12 °C COP, partial load range under warmer climate conditions (COPd)		5,35
Tj = dual mode temperature under colder climate conditions (COPd)		2,31
Tj = dual mode temperature under average climate conditions (COPd)		2,17
Tj = dual mode temperature under warmer climate conditions (COPd)		2,21
Tj = operating temperature limit under colder climate conditions (COPd)		2,33
Tj = operating temperature limit under average climate conditions (COPd)		1,83
Tj = operating temperature limit under warmer climate conditions (COPd)		2,21
For air source heat pumps: Tj = -15 °C (if TOL < -20 °C) (COPd)		0,00
Operating temperature limit under colder climate conditions (TOL)	°C	-20
Operating temperature limit under average climate conditions (TOL)	°C	-10
Operating temperature limit under warmer climate conditions (TOL)	°C	2
Operating temperature limit of heating water under average climate conditions (WTOL)	°C	60
Power consumption, off-mode (Poff)	W	21
Power consumption, thermostat off-mode (PTO)	W	56
Power consumption, standby state (PSB)	W	56
Power consumption, operating state, with crankcase heating (PCK)	W	26
Rated heating output of auxiliary heater under average climate conditions (PSUP)	kW	4,4
Type of energy supply, auxiliary heater		elektrisch
Output control		veränderlich
Sound power level, outdoor	dB(A)	48
Sound power level, indoor	dB(A)	51
Annual energy consumption under colder climate conditions for medium-temperature applications (QHE)	kWh/a	11197
Annual energy consumption under average climate conditions for medium-temperature applications (QHE)	kWh/a	4506
Annual energy consumption under warmer climate conditions for medium-temperature applications (QHE)	kWh/a	1592
Flow rate on heat source side	m³/h	1240