





ENERGY

tecalor

TTC 6.6



A+++



A

43dB



- 6 kW
- **6 kW**
- 6 kW

2019

811/2013

Product datasheet: Combination heater to Regulation (EU) No 811/2013 (S.I. 2019 No. 539 / Programme 2)

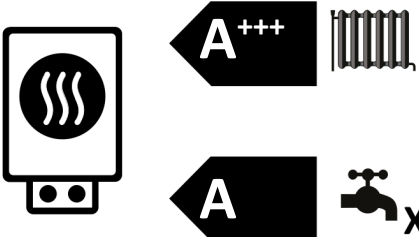
		TTC 6.6
		190611
Manufacturer		tecalor
Load profile		XL
Space heating energy efficiency class under average climate conditions, medium-temperature applications		A+++
Energy efficiency class, space heating under average climate conditions, low-temperature applications		A+++
Energy efficiency class, DHW heating under average climate conditions		A
Rated heating output under average climate conditions for medium-temperature applications (P rated)	kW	6
Rated heating output under average climate conditions for low-temperature applications (P rated)	kW	7
Annual energy consumption under average climate conditions for medium-temperature applications (QHE)	kWh/a	2988
Annual energy consumption under average climate conditions for low-temperature applications (QHE)	kWh/a	2662
Annual power consumption under average climate conditions (AEC)	kWh	1556,000
Seasonal space heating energy efficiency under average climate conditions for medium-temperature applications (η_s)	%	159
Seasonal space heating energy efficiency under average climate conditions for low-temperature applications (η_s)	%	200
Energy efficiency, DHW heating (η_{wh}), under average climate conditions	%	108
Sound power level, indoor	dB(A)	43
Option for operation only at off-peak times		-
Rated heating output under colder climate conditions for medium-temperature applications (P rated)	kW	6
Rated heating output under colder climate conditions for low-temperature applications (P rated)	kW	7
Rated heating output under warmer climate conditions for medium-temperature applications (P rated)	kW	6
Rated heating output under warmer climate conditions for low-temperature applications (P rated)	kW	7
Annual energy consumption under colder climate conditions for medium-temperature applications (QHE)	kWh/a	3439
Annual energy consumption under colder climate conditions for low-temperature applications (QHE)	kWh/a	3069
Annual energy consumption under warmer climate conditions for medium-temperature applications (QHE)	kWh/a	1954
Annual energy consumption under warmer climate conditions for low-temperature applications (QHE)	kWh/a	1741
Annual power consumption under colder climate conditions (AEC)	kWh	1556,000
Annual power consumption under warmer climate conditions (AEC)	kWh	1556,000
Seasonal space heating energy efficiency under colder climate conditions for medium-temperature applications (η_s)	%	166
Seasonal space heating energy efficiency under colder climate conditions for low-temperature applications (η_s)	%	207
Seasonal space heating energy efficiency under warmer climate conditions for medium-temperature applications (η_s)	%	158
Seasonal space heating energy efficiency under warmer climate conditions for low-temperature applications (η_s)	%	198




ENERGY

TTC 6.6

tecalor



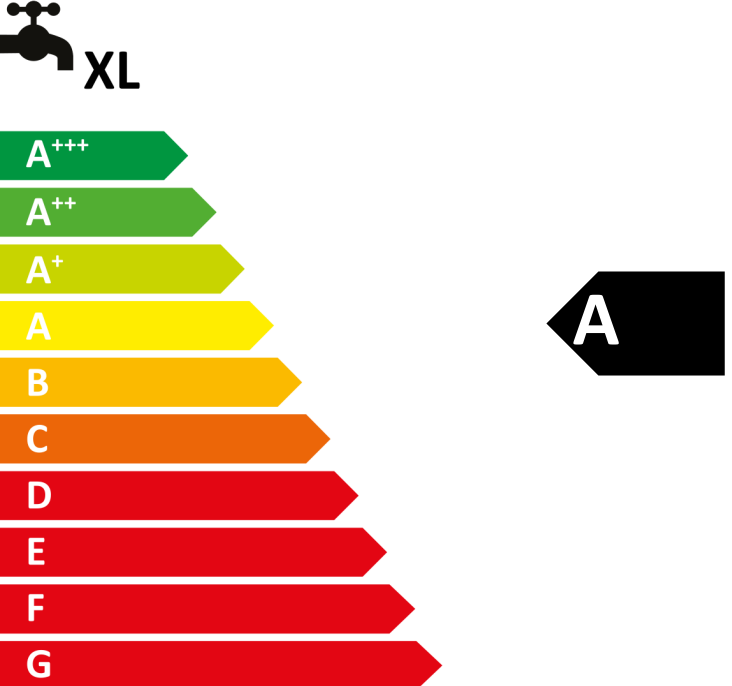
Energy label for a water heater (represented by a radiator icon). The label shows an energy efficiency class of **A+++** and a water consumption class of **A** (indicated by a tap icon with 'XL').



Energy label for a radiator. The label shows an energy efficiency class of **A+++**. A vertical bar chart on the left shows the energy efficiency scale from **A+++** (green) to **G** (red).

Feature selection grid:

- + Solar panel icon
- + Water tank icon
- + Control panel icon
- + Water heater icon



Energy label for a tap (represented by a tap icon with 'XL'). The label shows an energy efficiency class of **A**. A vertical bar chart on the left shows the energy efficiency scale from **A+++** (green) to **G** (red).

Product datasheet: Combination heater to Regulation (EU) No 811/2013 (S.I. 2019 No. 539 / Programme 2)

		TTC 6.6
		190611
Manufacturer		tecalor
Seasonal space heating energy efficiency under average climate conditions for medium-temperature applications (η_s)	%	159
Temperature control class		VII
Contribution of temperature control to space heating energy efficiency	%	4
Space heating energy efficiency of package under average climate conditions	%	163
Space heating energy efficiency of package under colder climate conditions	%	169
Space heating energy efficiency of package under warmer climate conditions	%	161
Value of differential between space heating energy efficiency under average climate conditions and that under colder climate conditions	%	6
Value of differential between space heating energy efficiency under warmer climate conditions and that under average climate conditions	%	2
Space heating energy efficiency class under average climate conditions, medium-temperature applications		A+++
Space heating energy efficiency class of package under average climate conditions		A+++
Energy efficiency class, DHW heating under average climate conditions		A
Load profile		XL

		TTC 6.6
		190611
Manufacturer		tecalor
Heat source		Sole
Low temperature heat pump		-
With auxiliary heater		x
Combination heater with heat pump		x
Rated heating output under colder climate conditions for medium-temperature applications (P rated)	kW	6
Rated heating output under average climate conditions for medium-temperature applications (P rated)	kW	6
Rated heating output under warmer climate conditions for medium-temperature applications (P rated)	kW	6
Tj = -7 °C heating output, partial load range under colder climate conditions (Pdh)	kW	3,65
Tj = -7 °C heating output, partial load range under average climate conditions (Pdh)	kW	5,3
Tj = 2 °C heating output, partial load range under colder climate conditions (Pdh)	kW	2,2
Tj = 2 °C heating output, partial load range under average climate conditions (Pdh)	kW	3,2
Tj = 2 °C heating output, partial load range under warmer climate conditions (Pdh)	kW	6,0
Tj = 7 °C heating output, partial load range under colder climate conditions (Pdh)	kW	1,4
Tj = 7 °C heating output, partial load range under average climate conditions (Pdh)	kW	2,1
Tj = 7 °C heating output, partial load range under warmer climate conditions (Pdh)	kW	3,9
Tj = 12 °C heating output, partial load range under colder climate conditions (Pdh)	kW	1,1
Tj = 12 °C heating output, partial load range under average climate conditions (Pdh)	kW	1,1
Tj = 12 °C heating output, partial load range under warmer climate conditions (Pdh)	kW	1,7
Tj = dual mode temperature under colder climate conditions (Pdh)	kW	6,0
Tj = dual mode temperature under average climate conditions (Pdh)	kW	6,0
Tj = dual mode temperature under warmer climate conditions (Pdh)	kW	6,0
Tj = operating temperature limit under colder climate conditions (Pdh)	kW	6,0
Tj = operating temperature limit under average climate conditions (Pdh)	kW	6,0
Tj = operating temperature limit under warmer climate conditions (Pdh)	kW	6,0
Dual mode temperature under colder climate conditions (Tbiv)	°C	-22
Dual mode temperature under average climate conditions (Tbiv)	°C	-10
Dual mode temperature under warmer climate conditions (Tbiv)	°C	2
Seasonal space heating energy efficiency under colder climate conditions for medium-temperature applications (η_s)	%	166
Seasonal space heating energy efficiency under average climate conditions for medium-temperature applications (η_s)	%	159
Seasonal space heating energy efficiency under warmer climate conditions for medium-temperature applications (η_s)	%	158
Tj = -7 °C COP, partial load range under colder climate conditions (COPd)		4,15
Tj = -7 °C COP, partial load range under average climate conditions (COPd)		3,55
Tj = 2 °C COP, partial load range under colder climate conditions (COPd)		4,68
Tj = 2 °C COP, partial load range under average climate conditions (COPd)		4,27
Tj = 2 °C COP, partial load range under warmer climate conditions (COPd)		3,34
Tj = 7 °C COP, partial load range under colder climate conditions (COPd)		4,80
Tj = 7 °C COP, partial load range under average climate conditions (COPd)		4,76
Tj = 7 °C COP, partial load range under warmer climate conditions (COPd)		3,97
Tj = 12 °C COP, partial load range under colder climate conditions (COPd)		4,73
Tj = 12 °C COP, partial load range under average climate conditions (COPd)		4,61
Tj = 12 °C COP, partial load range under warmer climate conditions (COPd)		4,81
Tj = dual mode temperature under colder climate conditions (COPd)		3,34
Tj = dual mode temperature under average climate conditions (COPd)		3,34
Tj = dual mode temperature under warmer climate conditions (COPd)		3,34
Tj = operating temperature limit under colder climate conditions (COPd)		3,34
Tj = operating temperature limit under average climate conditions (COPd)		3,34
Tj = operating temperature limit under warmer climate conditions (COPd)		3,34
Operating temperature limit under colder climate conditions (TOL)	°C	-22
Operating temperature limit under average climate conditions (TOL)	°C	-10
Operating temperature limit under warmer climate conditions (TOL)	°C	2
Operating temperature limit of heating water under colder climate conditions (WTOL)	°C	75
Operating temperature limit of heating water under average climate conditions (WTOL)	°C	75
Operating temperature limit of heating water under warmer climate conditions (WTOL)	°C	75
Power consumption, off-mode (Poff)	W	16

Power consumption, thermostat off-mode (PTO)	W	16
Power consumption, standby state (PSB)	W	16
Power consumption, operating state, with crankcase heating (PCK)	W	0
Rated heating output of auxiliary heater under colder climate conditions (PSUP)	kW	0,0
Rated heating output of auxiliary heater under average climate conditions (PSUP)	kW	0,0
Rated heating output of auxiliary heater under warmer climate conditions (PSUP)	kW	0,0
Type of energy supply, auxiliary heater		elektrisch
Output control		veränderlich
Sound power level, indoor	dB(A)	43
Annual energy consumption under colder climate conditions for medium-temperature applications (QHE)	kWh/a	3439
Annual energy consumption under average climate conditions for medium-temperature applications (QHE)	kWh/a	2988
Annual energy consumption under warmer climate conditions for medium-temperature applications (QHE)	kWh/a	1954
Flow rate on heat source side	m ³ /h	6
Load profile		XL
Daily power consumption under colder climate conditions (QELEC)	kWh	7,080
Daily power consumption under average climate conditions (QELEC)	kWh	7,080
Daily power consumption under warmer climate conditions (QELEC)	kWh	7,080
Annual power consumption under colder climate conditions (AEC)	kWh	1556,000
Annual power consumption under average climate conditions (AEC)	kWh	1556,000
Annual power consumption under warmer climate conditions (AEC)	kWh	1556,000
Energy efficiency, DHW heating (η_{wh}), under average climate conditions	%	108