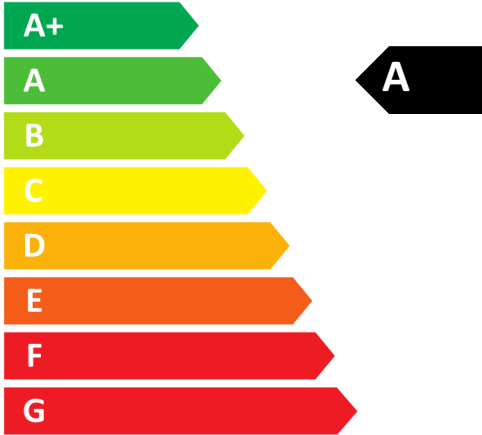




ENERGY

tecalor

LTM TL 200-50 BI



55
dB

100 m³/h

Product datasheet: Mechanical ventilation unit to Regulation (EU) No. 1254/2014 | 1253/2014

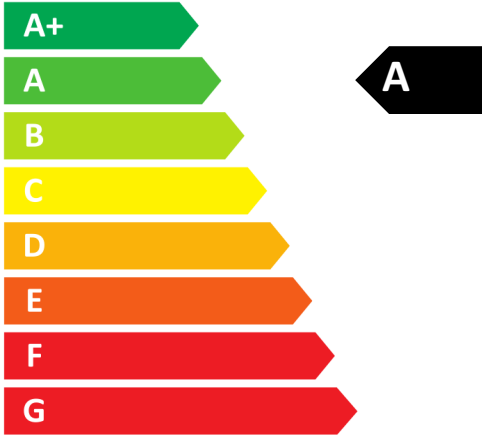
		LTM TL 200-50 BI
		190715
Manufacturer		tecalor
Specific energy consumption under colder climate conditions with control subject to on-site requirements	kWh/(m ² a)	-85,00
Specific energy consumption under average climate conditions with control subject to on-site requirements	kWh/(m ² a)	-42,17
Specific energy consumption under warmer climate conditions with control subject to on-site requirements	kWh/(m ² a)	-17,63
Energy efficiency class under colder climate conditions with control subject to on-site requirements		A+
Energy efficiency class under average climate conditions with control subject to on-site requirements		A+
Energy efficiency class under warmer climate conditions with control subject to on-site requirements		E
Ventilation unit type		WLA, Zwei Richtungen
Drive type		Drehzahl geregelt
Heat recovery type		Regenerativ
Rate of temperature change for heat recovery	%	81,5
Max. air flow rate	m ³ /h	100
Max. power consumption	W	24
Sound power level LWA	dB(A)	55
Reference air flow rate	m ³ /s	0,019
Reference pressure differential	Pa	50
Specific power input	W/(m ³ /h)	0,18
Control factor, control subject to on-site requirements		0,65
Sensitivity to pressure fluctuations	%	14.2 / 14.2
Airtightness between indoors and outdoors	m ³ /h	0,20
Annual power consumption under colder climate conditions with control subject to on-site requirements	kWh/a	105
Annual power consumption under average climate conditions with control subject to on-site requirements	kWh/a	105
Annual power consumption under warmer climate conditions with control subject to on-site requirements	kWh/a	105
Annual heating savings under colder climate conditions with control subject to on-site requirements	kWh/a	8762
Annual heating savings under average climate conditions with control subject to on-site requirements	kWh/a	4479
Annual heating savings under warmer climate conditions with control subject to on-site requirements	kWh/a	2025



ENERGY

tecalor

LTM TL 200-50 BI



55
dB

100 m³/h

Product datasheet: Mechanical ventilation unit to Regulation (EU) No. 1254/2014 | 1253/2014

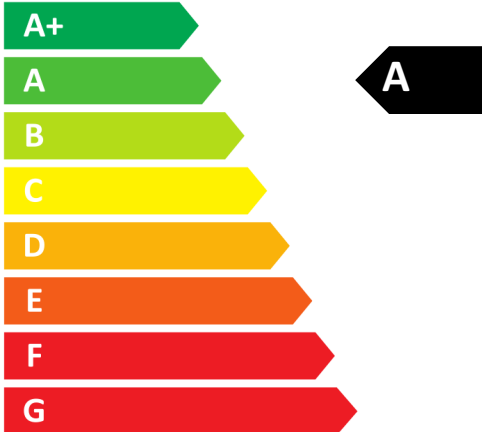
		LTM TL 200-50 BI
		190715
Manufacturer		tecalor
Specific energy consumption under colder climate conditions with central demand-dependent control	kWh/(m ² a)	-80,61
Specific energy consumption under average climate conditions with central demand-dependent control	kWh/(m ² a)	-39,01
Specific energy consumption under warmer climate conditions with central demand-dependent control	kWh/(m ² a)	-15,19
Energy efficiency class under colder climate conditions with central demand-dependent control		A+
Energy efficiency class under average climate conditions with central demand-dependent control		A
Energy efficiency class under warmer climate conditions with central demand-dependent control		E
Ventilation unit type		WLA, Zwei Richtungen
Drive type		Drehzahl geregelt
Heat recovery type		Regenerativ
Rate of temperature change for heat recovery	%	81,5
Max. air flow rate	m ³ /h	100
Max. power consumption	W	24
Sound power level LWA	dB(A)	55
Reference air flow rate	m ³ /s	0,019
Reference pressure differential	Pa	50
Specific power input	W/(m ³ /h)	0,18
Control factor, central demand-dependent control		0,85
Sensitivity to pressure fluctuations	%	14.2 / 14.2
Airtightness between indoors and outdoors	m ³ /h	0,20
Annual power consumption under colder climate conditions with central demand-dependent control	kWh/a	179
Annual power consumption under average climate conditions with central demand-dependent control	kWh/a	179
Annual power consumption under warmer climate conditions with central demand-dependent control	kWh/a	179
Annual heating savings under colder climate conditions with central demand-dependent control	kWh/a	8509
Annual heating savings under average climate conditions with central demand-dependent control	kWh/a	4349
Annual heating savings under warmer climate conditions with central demand-dependent control	kWh/a	1967



ENERGY

tecalor

LTM TL 200-50 BI



55
dB

100 m³/h

Product datasheet: Mechanical ventilation unit to Regulation (EU) No. 1254/2014 | 1253/2014

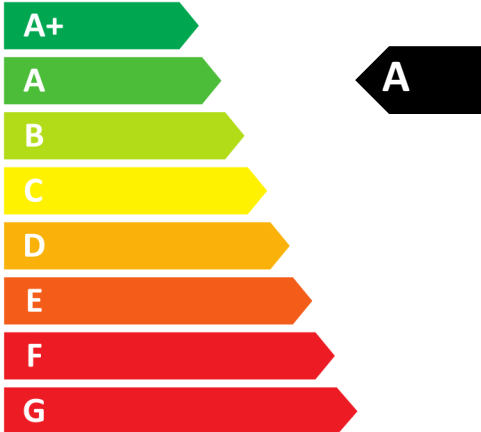
		LTM TL 200-50 BI
		190715
Manufacturer		tecalor
Specific energy consumption under colder climate conditions with time control	kWh/(m ² a)	-78,22
Specific energy consumption under average climate conditions with time control	kWh/(m ² a)	-37,25
Specific energy consumption under warmer climate conditions with time control	kWh/(m ² a)	-13,78
Energy efficiency class under colder climate conditions with time control		A+
Energy efficiency class under average climate conditions with time control		A
Energy efficiency class under warmer climate conditions with time control		E
Ventilation unit type		WLA, Zwei Richtungen
Drive type		Drehzahl geregelt
Heat recovery type		Regenerativ
Rate of temperature change for heat recovery	%	81,5
Max. air flow rate	m ³ /h	100
Max. power consumption	W	24
Sound power level LWA	dB(A)	55
Reference air flow rate	m ³ /s	0,019
Reference pressure differential	Pa	50
Specific power input	W/(m ³ /h)	0,18
Control factor, time control		0,95
Sensitivity to pressure fluctuations	%	14.2 / 14.2
Airtightness between indoors and outdoors	m ³ /h	0,20
Annual power consumption under colder climate conditions with time control	kWh/a	224
Annual power consumption under average climate conditions with time control	kWh/a	224
Annual power consumption under warmer climate conditions with time control	kWh/a	224
Annual heating savings under colder climate conditions with time control	kWh/a	8382
Annual heating savings under average climate conditions with time control	kWh/a	4285
Annual heating savings under warmer climate conditions with time control	kWh/a	1937



ENERGY

tecalor

LTM TL 200-50 BI



55
dB

100 m³/h

Product datasheet: Mechanical ventilation unit to Regulation (EU) No. 1254/2014 | 1253/2014

		LTM TL 200-50 BI
		190715
Manufacturer		tecalor
Specific energy consumption under colder climate conditions with manual control	kWh/(m ² a)	-76,98
Specific energy consumption under average climate conditions with manual control	kWh/(m ² a)	-36,32
Specific energy consumption under warmer climate conditions with manual control	kWh/(m ² a)	-13,03
Energy efficiency class under colder climate conditions with manual control		A+
Energy efficiency class under average climate conditions with manual control		A
Energy efficiency class under warmer climate conditions with manual control		E
Ventilation unit type		WLA, Zwei Richtungen
Drive type		Drehzahl geregelt
Heat recovery type		Regenerativ
Rate of temperature change for heat recovery	%	81,5
Max. air flow rate	m ³ /h	100
Max. power consumption	W	24
Sound power level LWA	dB(A)	55
Reference air flow rate	m ³ /s	0,019
Reference pressure differential	Pa	50
Specific power input	W/(m ³ /h)	0,18
Control factor, manual control		1,00
Sensitivity to pressure fluctuations	%	14.2 / 14.2
Airtightness between indoors and outdoors	m ³ /h	0,20
Annual power consumption under colder climate conditions with manual control	kWh/a	248
Annual power consumption under average climate conditions with manual control	kWh/a	248
Annual power consumption under warmer climate conditions with manual control	kWh/a	248
Annual heating savings under colder climate conditions with manual control	kWh/a	8318
Annual heating savings under average climate conditions with manual control	kWh/a	4252
Annual heating savings under warmer climate conditions with manual control	kWh/a	1923