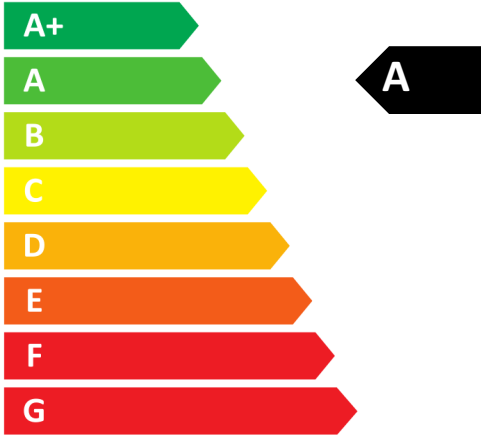




ENERGY

tecalor

LTM TL 200-50 SBI



47
dB

84 m³/h

Product datasheet: Mechanical ventilation unit to Regulation (EU) No. 1254/2014 | 1253/2014

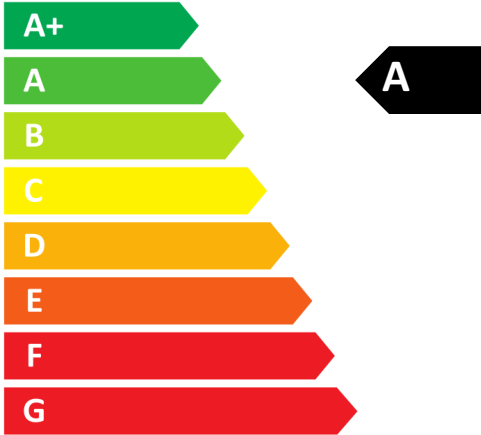
		LTM TL 200-50 SBI
		190716
Manufacturer		tecalor
Specific energy consumption under colder climate conditions with control subject to on-site requirements	kWh/(m ² a)	-87,54
Specific energy consumption under average climate conditions with control subject to on-site requirements	kWh/(m ² a)	-43,18
Specific energy consumption under warmer climate conditions with control subject to on-site requirements	kWh/(m ² a)	-17,77
Energy efficiency class under colder climate conditions with control subject to on-site requirements		A+
Energy efficiency class under average climate conditions with control subject to on-site requirements		A+
Energy efficiency class under warmer climate conditions with control subject to on-site requirements		E
Ventilation unit type		WLA, Zwei Richtungen
Drive type		Drehzahl geregelt
Heat recovery type		Regenerativ
Rate of temperature change for heat recovery	%	88,5
Max. air flow rate	m ³ /h	84
Max. power consumption	W	28
Sound power level LWA	dB(A)	47
Reference air flow rate	m ³ /s	0,017
Reference pressure differential	Pa	50
Specific power input	W/(m ³ /h)	0,22
Control factor, control subject to on-site requirements		0,65
Sensitivity to pressure fluctuations	%	10.9 / 10.9
Airtightness between indoors and outdoors	m ³ /h	4,00
Annual power consumption under colder climate conditions with control subject to on-site requirements	kWh/a	128
Annual power consumption under average climate conditions with control subject to on-site requirements	kWh/a	128
Annual power consumption under warmer climate conditions with control subject to on-site requirements	kWh/a	128
Annual heating savings under colder climate conditions with control subject to on-site requirements	kWh/a	9074
Annual heating savings under average climate conditions with control subject to on-site requirements	kWh/a	4639
Annual heating savings under warmer climate conditions with control subject to on-site requirements	kWh/a	2097



ENERGY

tecalor

LTM TL 200-50 SBI



47
dB

84 m³/h

Product datasheet: Mechanical ventilation unit to Regulation (EU) No. 1254/2014 | 1253/2014

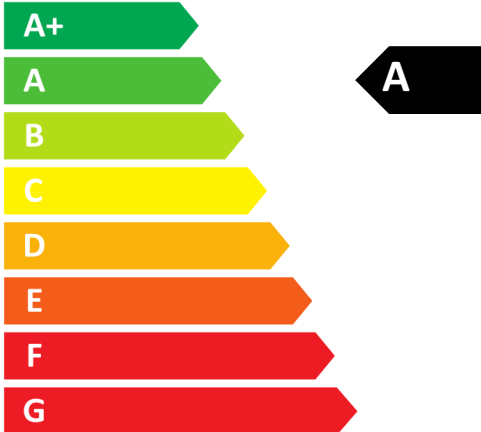
		LTM TL 200-50 SBI
		190716
Manufacturer		tecalor
Specific energy consumption under colder climate conditions with central demand-dependent control	kWh/(m ² a)	-83,69
Specific energy consumption under average climate conditions with central demand-dependent control	kWh/(m ² a)	-40,10
Specific energy consumption under warmer climate conditions with central demand-dependent control	kWh/(m ² a)	-15,13
Energy efficiency class under colder climate conditions with central demand-dependent control		A+
Energy efficiency class under average climate conditions with central demand-dependent control		A
Energy efficiency class under warmer climate conditions with central demand-dependent control		E
Ventilation unit type		WLA, Zwei Richtungen
Drive type		Drehzahl geregelt
Heat recovery type		Regenerativ
Rate of temperature change for heat recovery	%	88,5
Max. air flow rate	m ³ /h	84
Max. power consumption	W	28
Sound power level LWA	dB(A)	47
Reference air flow rate	m ³ /s	0,017
Reference pressure differential	Pa	50
Specific power input	W/(m ³ /h)	0,22
Control factor, central demand-dependent control		0,85
Sensitivity to pressure fluctuations	%	10.9 / 10.9
Airtightness between indoors and outdoors	m ³ /h	4,00
Annual power consumption under colder climate conditions with central demand-dependent control	kWh/a	219
Annual power consumption under average climate conditions with central demand-dependent control	kWh/a	219
Annual power consumption under warmer climate conditions with central demand-dependent control	kWh/a	219
Annual heating savings under colder climate conditions with central demand-dependent control	kWh/a	8917
Annual heating savings under average climate conditions with central demand-dependent control	kWh/a	4558
Annual heating savings under warmer climate conditions with central demand-dependent control	kWh/a	2061



ENERGY

tecalor

LTM TL 200-50 SBI



47
dB

84 m³/h

Product datasheet: Mechanical ventilation unit to Regulation (EU) No. 1254/2014 | 1253/2014

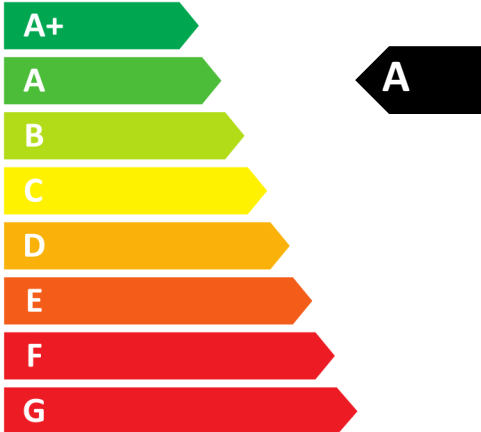
		LTM TL 200-50 SBI
		190716
Manufacturer		tecalor
Specific energy consumption under colder climate conditions with time control	kWh/(m ² a)	-81,54
Specific energy consumption under average climate conditions with time control	kWh/(m ² a)	-38,34
Specific energy consumption under warmer climate conditions with time control	kWh/(m ² a)	-13,59
Energy efficiency class under colder climate conditions with time control		A+
Energy efficiency class under average climate conditions with time control		A
Energy efficiency class under warmer climate conditions with time control		E
Ventilation unit type		WLA, Zwei Richtungen
Drive type		Drehzahl geregelt
Heat recovery type		Regenerativ
Rate of temperature change for heat recovery	%	88,5
Max. air flow rate	m ³ /h	84
Max. power consumption	W	28
Sound power level LWA	dB(A)	47
Reference air flow rate	m ³ /s	0,017
Reference pressure differential	Pa	50
Specific power input	W/(m ³ /h)	0,22
Control factor, time control		0,95
Sensitivity to pressure fluctuations	%	10.9 / 10.9
Airtightness between indoors and outdoors	m ³ /h	4,00
Annual power consumption under colder climate conditions with time control	kWh/a	274
Annual power consumption under average climate conditions with time control	kWh/a	274
Annual power consumption under warmer climate conditions with time control	kWh/a	274
Annual heating savings under colder climate conditions with time control	kWh/a	8838
Annual heating savings under average climate conditions with time control	kWh/a	4518
Annual heating savings under warmer climate conditions with time control	kWh/a	2043



ENERGY

tecalor

LTM TL 200-50 SBI



47
dB

84 m³/h

Product datasheet: Mechanical ventilation unit to Regulation (EU) No. 1254/2014 | 1253/2014

		LTM TL 200-50 SBI
		190716
Manufacturer		tecalor
Specific energy consumption under colder climate conditions with manual control	kWh/(m ² a)	-80,40
Specific energy consumption under average climate conditions with manual control	kWh/(m ² a)	-37,40
Specific energy consumption under warmer climate conditions with manual control	kWh/(m ² a)	-12,76
Energy efficiency class under colder climate conditions with manual control		A+
Energy efficiency class under average climate conditions with manual control		A
Energy efficiency class under warmer climate conditions with manual control		E
Ventilation unit type		WLA, Zwei Richtungen
Drive type		Drehzahl geregelt
Heat recovery type		Regenerativ
Rate of temperature change for heat recovery	%	88,5
Max. air flow rate	m ³ /h	84
Max. power consumption	W	28
Sound power level LWA	dB(A)	47
Reference air flow rate	m ³ /s	0,017
Reference pressure differential	Pa	50
Specific power input	W/(m ³ /h)	0,22
Control factor, manual control		1,00
Sensitivity to pressure fluctuations	%	10.9 / 10.9
Airtightness between indoors and outdoors	m ³ /h	4,00
Annual power consumption under colder climate conditions with manual control	kWh/a	303
Annual power consumption under average climate conditions with manual control	kWh/a	303
Annual power consumption under warmer climate conditions with manual control	kWh/a	303
Annual heating savings under colder climate conditions with manual control	kWh/a	8798
Annual heating savings under average climate conditions with manual control	kWh/a	4497
Annual heating savings under warmer climate conditions with manual control	kWh/a	2034