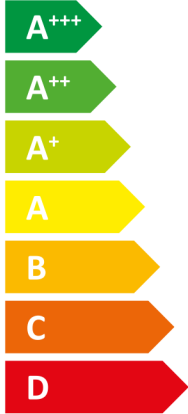






ENERGY

tecalor

TTL 3.5 ACS TSBC
180 Set



A+



A

52dB



- 4 kW
- **4 kW**
- 3 kW

2019

811/2013

Product datasheet: Combination heater to Regulation (EU) No 811/2013 (S.I. 2019 No. 539 / Programme 2)

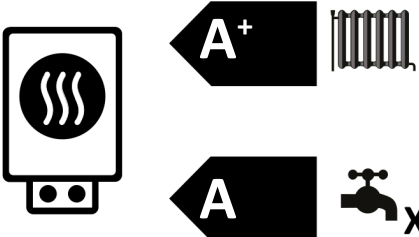
		TTL 3.5 ACS TSBC 180 Set
		190874
Manufacturer		tecalor
Load profile		L
Space heating energy efficiency class under average climate conditions, medium-temperature applications		A+
Energy efficiency class, space heating under average climate conditions, low-temperature applications		A++
Energy efficiency class, DHW heating under average climate conditions		A
Rated heating output under average climate conditions for medium-temperature applications (P rated)	kW	4
Rated heating output under average climate conditions for low-temperature applications (P rated)	kW	4
Annual energy consumption under average climate conditions for medium-temperature applications (QHE)	kWh/a	2089
Annual energy consumption under average climate conditions for low-temperature applications (QHE)	kWh/a	1769
Seasonal space heating energy efficiency under average climate conditions for medium-temperature applications (η_s)	%	116
Seasonal space heating energy efficiency under average climate conditions for low-temperature applications (η_s)	%	166
Option for operation only at off-peak times		-
Rated heating output under colder climate conditions for medium-temperature applications (P rated)	kW	4
Rated heating output under colder climate conditions for low-temperature applications (P rated)	kW	3
Rated heating output under warmer climate conditions for medium-temperature applications (P rated)	kW	3
Rated heating output under warmer climate conditions for low-temperature applications (P rated)	kW	3
Annual energy consumption under colder climate conditions for medium-temperature applications (QHE)	kWh/a	4016
Annual energy consumption under colder climate conditions for low-temperature applications (QHE)	kWh/a	2186
Annual energy consumption under warmer climate conditions for medium-temperature applications (QHE)	kWh/a	1187
Annual energy consumption under warmer climate conditions for low-temperature applications (QHE)	kWh/a	783
Seasonal space heating energy efficiency under colder climate conditions for medium-temperature applications (η_s)	%	102
Seasonal space heating energy efficiency under colder climate conditions for low-temperature applications (η_s)	%	148
Seasonal space heating energy efficiency under warmer climate conditions for medium-temperature applications (η_s)	%	137
Seasonal space heating energy efficiency under warmer climate conditions for low-temperature applications (η_s)	%	200
Seasonal space heating energy efficiency under warmer climate conditions for low-temperature applications (η_s)	%	200
Sound power level, outdoor	dB(A)	52



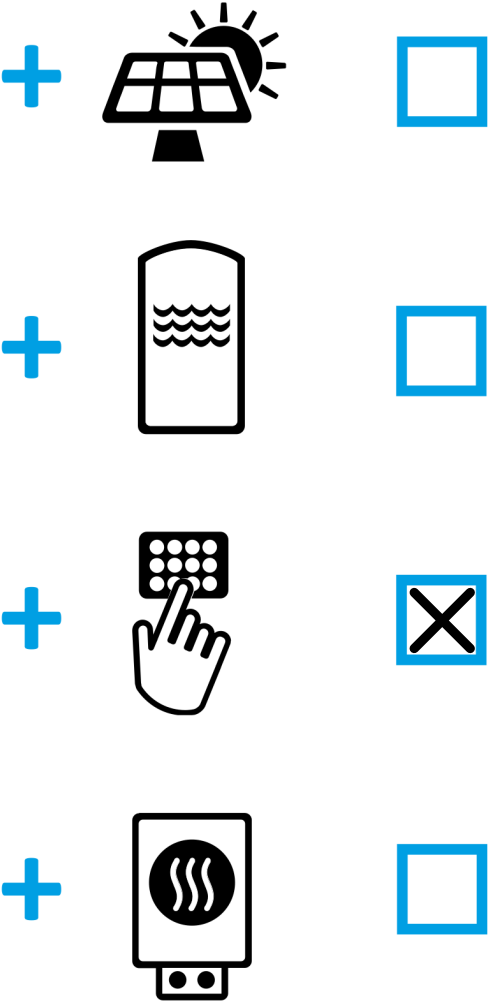
ENERGY

TTL 3.5 ACS TSBC 180 Set

tecalor

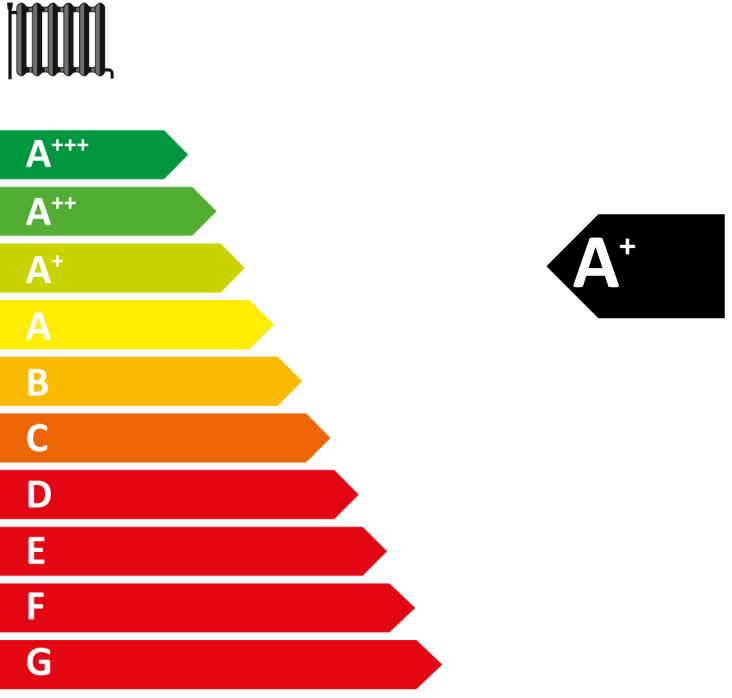


Energy label for heating system with radiator icon. The label shows a heating system icon, an arrow pointing left with 'A+' inside, and a radiator icon.

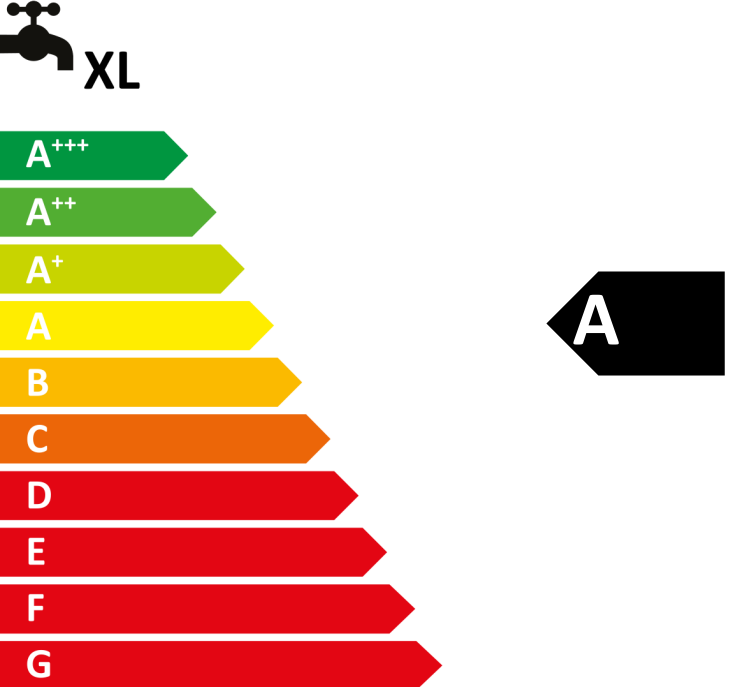


Feature selection icons:

- + Solar panel icon
- + Water tank icon
- + Control panel icon
- + Heating system icon



Energy scale for heating system with radiator icon. The scale shows energy classes A+++ to G. An arrow points to the A+ class.



Energy scale for heating system with tap icon. The scale shows energy classes A+++ to G. An arrow points to the A class.

		TTL 3.5 ACS TSBC 180 Set
		190874
Manufacturer		tecalor
Seasonal space heating energy efficiency under average climate conditions for medium-temperature applications (η_s)	%	116
Temperature control class		VI
Contribution of temperature control to space heating energy efficiency	%	4
Space heating energy efficiency of package under average climate conditions	%	120
Space heating energy efficiency of package under colder climate conditions	%	109
Space heating energy efficiency of package under warmer climate conditions	%	143
Value of differential between space heating energy efficiency under average climate conditions and that under colder climate conditions	%	8
Value of differential between space heating energy efficiency under warmer climate conditions and that under average climate conditions	%	26
Space heating energy efficiency class under average climate conditions, medium-temperature applications		A+
Space heating energy efficiency class of package under average climate conditions		A+
Energy efficiency class, DHW heating under average climate conditions		A
Load profile		L

		TTL 3.5 ACS TSBC 180 Set
		190874
Manufacturer		tecalor
Heat source		Luft
Low temperature heat pump		-
With auxiliary heater		-
Combination heater with heat pump		-
Rated heating output under colder climate conditions for medium-temperature applications (P rated)	kW	4
Rated heating output under average climate conditions for medium-temperature applications (P rated)	kW	4
Rated heating output under warmer climate conditions for medium-temperature applications (P rated)	kW	3
Tj = -7 °C heating output, partial load range under colder climate conditions (Pdh)	kW	2,65
Tj = -7 °C heating output, partial load range under average climate conditions (Pdh)	kW	3,1
Tj = 2 °C heating output, partial load range under colder climate conditions (Pdh)	kW	1,6
Tj = 2 °C heating output, partial load range under average climate conditions (Pdh)	kW	1,6
Tj = 2 °C heating output, partial load range under warmer climate conditions (Pdh)	kW	3,1
Tj = 7 °C heating output, partial load range under colder climate conditions (Pdh)	kW	1,3
Tj = 7 °C heating output, partial load range under average climate conditions (Pdh)	kW	1,3
Tj = 7 °C heating output, partial load range under warmer climate conditions (Pdh)	kW	2,0
Tj = 12 °C heating output, partial load range under colder climate conditions (Pdh)	kW	1,5
Tj = 12 °C heating output, partial load range under average climate conditions (Pdh)	kW	1,5
Tj = 12 °C heating output, partial load range under warmer climate conditions (Pdh)	kW	1,5
Tj = dual mode temperature under colder climate conditions (Pdh)	kW	3,0
Tj = dual mode temperature under average climate conditions (Pdh)	kW	2,4
Tj = dual mode temperature under warmer climate conditions (Pdh)	kW	3,1
Tj = operating temperature limit under colder climate conditions (Pdh)	kW	2,6
Tj = operating temperature limit under average climate conditions (Pdh)	kW	3,1
Tj = operating temperature limit under warmer climate conditions (Pdh)	kW	3,1
For air source heat pumps: Tj = -15 °C (if TOL < -20 °C) (Pdh)	kW	0,0
Dual mode temperature under colder climate conditions (Tbiv)	°C	-10
Dual mode temperature under average climate conditions (Tbiv)	°C	-5
Dual mode temperature under warmer climate conditions (Tbiv)	°C	2
Seasonal space heating energy efficiency under colder climate conditions for medium-temperature applications (ηs)	%	102
Seasonal space heating energy efficiency under average climate conditions for medium-temperature applications (ηs)	%	116
Seasonal space heating energy efficiency under warmer climate conditions for medium-temperature applications (ηs)	%	137
Tj = -7 °C COP, partial load range under colder climate conditions (COPd)		3,45
Tj = -7 °C COP, partial load range under average climate conditions (COPd)		2,07
Tj = 2 °C COP, partial load range under colder climate conditions (COPd)		3,45
Tj = 2 °C COP, partial load range under average climate conditions (COPd)		2,93
Tj = 2 °C COP, partial load range under warmer climate conditions (COPd)		2,19
Tj = 7 °C COP, partial load range under colder climate conditions (COPd)		4,66
Tj = 7 °C COP, partial load range under average climate conditions (COPd)		4,13
Tj = 7 °C COP, partial load range under warmer climate conditions (COPd)		3,27
Tj = 12 °C COP, partial load range under colder climate conditions (COPd)		6,65
Tj = 12 °C COP, partial load range under average climate conditions (COPd)		5,97
Tj = 12 °C COP, partial load range under warmer climate conditions (COPd)		5,15
Tj = dual mode temperature under colder climate conditions (COPd)		2,09
Tj = dual mode temperature under average climate conditions (COPd)		2,17
Tj = dual mode temperature under warmer climate conditions (COPd)		2,19
Tj = operating temperature limit under colder climate conditions (COPd)		2,30
Tj = operating temperature limit under average climate conditions (COPd)		2,07
Tj = operating temperature limit under warmer climate conditions (COPd)		2,19
For air source heat pumps: Tj = -15 °C (if TOL < -20 °C) (COPd)		1,90
Operating temperature limit under colder climate conditions (TOL)	°C	-15
Operating temperature limit under average climate conditions (TOL)	°C	-5
Operating temperature limit under warmer climate conditions (TOL)	°C	2
Operating temperature limit of heating water under colder climate conditions (WTOL)	°C	60
Operating temperature limit of heating water under average climate conditions (WTOL)	°C	60

Operating temperature limit of heating water under warmer climate conditions (WTOL)	°C	60
Power consumption, off-mode (Poff)	W	17
Power consumption, thermostat off-mode (PTO)	W	30
Power consumption, standby state (PSB)	W	17
Power consumption, operating state, with crankcase heating (PCK)	W	5
Rated heating output of auxiliary heater under average climate conditions (PSUP)	kW	2,9
Type of energy supply, auxiliary heater		elektrisch
Output control		veränderlich
Sound power level, outdoor	dB(A)	52
Annual energy consumption under colder climate conditions for medium-temperature applications (QHE)	kWh/a	4016
Annual energy consumption under average climate conditions for medium-temperature applications (QHE)	kWh/a	2089
Annual energy consumption under warmer climate conditions for medium-temperature applications (QHE)	kWh/a	1187
Flow rate on heat source side	m ³ /h	1300
Load profile		L
Seasonal space heating energy efficiency under warmer climate conditions for low-temperature applications (η_s)	%	200