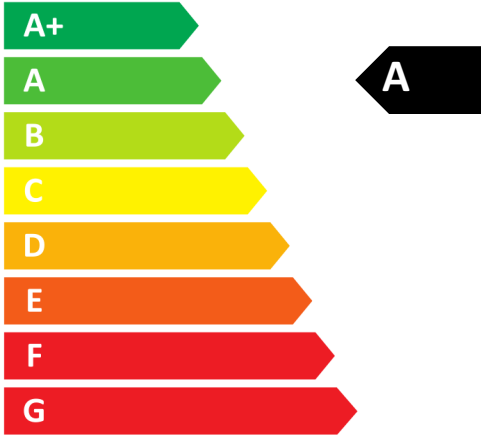




ENERGY

tecalor

TL 200-100 topline



44
dB

100 m³/h

Product datasheet: Mechanical ventilation unit to Regulation (EU) No. 1254/2014 | 1253/2014

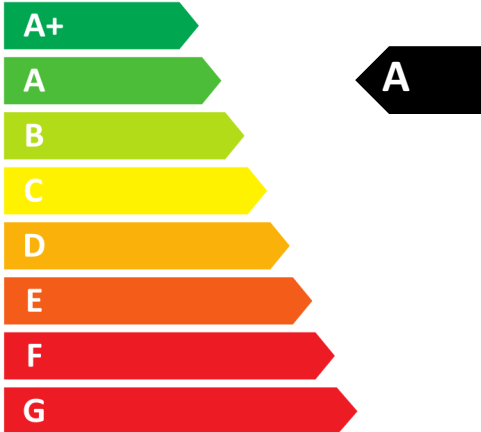
		TL 200-100 topline
		190989
Manufacturer		tecalor
Specific energy consumption under colder climate conditions with control subject to on-site requirements	kWh/(m ² a)	-85,42
Specific energy consumption under average climate conditions with control subject to on-site requirements	kWh/(m ² a)	-41,10
Specific energy consumption under warmer climate conditions with control subject to on-site requirements	kWh/(m ² a)	-15,72
Energy efficiency class under colder climate conditions with control subject to on-site requirements		A+
Energy efficiency class under average climate conditions with control subject to on-site requirements		A
Energy efficiency class under warmer climate conditions with control subject to on-site requirements		E
Ventilation unit type		WLA, Zwei Richtungen
Drive type		Drehzahl geregelt
Heat recovery type		Regenerativ
Rate of temperature change for heat recovery	%	88,3
Max. air flow rate	m ³ /h	100
Max. power consumption	W	60
Sound power level LWA	dB(A)	44
Reference air flow rate	m ³ /s	0,019
Reference pressure differential	Pa	50
Specific power input	W/(m ³ /h)	0,29
Control factor, control subject to on-site requirements		0,65
Sensitivity to pressure fluctuations	%	20/20
Airtightness between indoors and outdoors	m ³ /h	4,70
Annual power consumption under colder climate conditions with control subject to on-site requirements	kWh/a	209
Annual power consumption under average climate conditions with control subject to on-site requirements	kWh/a	209
Annual power consumption under warmer climate conditions with control subject to on-site requirements	kWh/a	209
Annual heating savings under colder climate conditions with control subject to on-site requirements	kWh/a	9065
Annual heating savings under average climate conditions with control subject to on-site requirements	kWh/a	4634
Annual heating savings under warmer climate conditions with control subject to on-site requirements	kWh/a	2095



ENERGY

tecalor

TL 200-100 topline



44
dB

100 m³/h

Product datasheet: Mechanical ventilation unit to Regulation (EU) No. 1254/2014 | 1253/2014

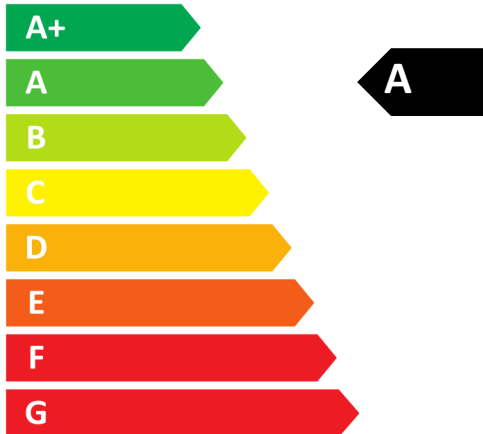
		TL 200-100 topline
		190989
Manufacturer		tecalor
Specific energy consumption under colder climate conditions with central demand-dependent control	kWh/(m ² a)	-81,22
Specific energy consumption under average climate conditions with central demand-dependent control	kWh/(m ² a)	-37,69
Specific energy consumption under warmer climate conditions with central demand-dependent control	kWh/(m ² a)	-12,75
Energy efficiency class under colder climate conditions with central demand-dependent control		A+
Energy efficiency class under average climate conditions with central demand-dependent control		A
Energy efficiency class under warmer climate conditions with central demand-dependent control		E
Ventilation unit type		WLA, Zwei Richtungen
Drive type		Drehzahl geregelt
Heat recovery type		Regenerativ
Rate of temperature change for heat recovery	%	88,3
Max. air flow rate	m ³ /h	100
Max. power consumption	W	60
Sound power level LWA	dB(A)	44
Reference air flow rate	m ³ /s	0,019
Reference pressure differential	Pa	50
Specific power input	W/(m ³ /h)	0,29
Control factor, central demand-dependent control		0,85
Sensitivity to pressure fluctuations	%	20/20
Airtightness between indoors and outdoors	m ³ /h	4,70
Annual power consumption under colder climate conditions with central demand-dependent control	kWh/a	313
Annual power consumption under average climate conditions with central demand-dependent control	kWh/a	313
Annual power consumption under warmer climate conditions with central demand-dependent control	kWh/a	313
Annual heating savings under colder climate conditions with central demand-dependent control	kWh/a	8905
Annual heating savings under average climate conditions with central demand-dependent control	kWh/a	4552
Annual heating savings under warmer climate conditions with central demand-dependent control	kWh/a	2058



ENERGY

tecalor

TL 200-100 topline



44
dB

100 m³/h

Product datasheet: Mechanical ventilation unit to Regulation (EU) No. 1254/2014 | 1253/2014

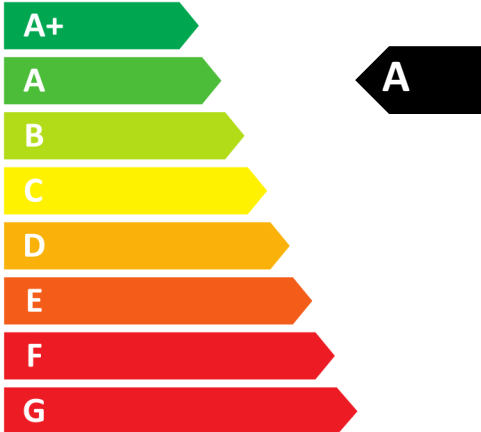
		TL 200-100 topline
		190989
Manufacturer		tecalor
Specific energy consumption under colder climate conditions with time control	kWh/(m ² a)	-79,00
Specific energy consumption under average climate conditions with time control	kWh/(m ² a)	-35,86
Specific energy consumption under warmer climate conditions with time control	kWh/(m ² a)	-11,15
Energy efficiency class under colder climate conditions with time control		A+
Energy efficiency class under average climate conditions with time control		A
Energy efficiency class under warmer climate conditions with time control		E
Ventilation unit type		WLA, Zwei Richtungen
Drive type		Drehzahl geregelt
Heat recovery type		Regenerativ
Rate of temperature change for heat recovery	%	88,3
Max. air flow rate	m ³ /h	100
Max. power consumption	W	60
Sound power level LWA	dB(A)	44
Reference air flow rate	m ³ /s	0,019
Reference pressure differential	Pa	50
Specific power input	W/(m ³ /h)	0,29
Control factor, time control		0,95
Sensitivity to pressure fluctuations	%	20/20
Airtightness between indoors and outdoors	m ³ /h	4,70
Annual power consumption under colder climate conditions with time control	kWh/a	370
Annual power consumption under average climate conditions with time control	kWh/a	370
Annual power consumption under warmer climate conditions with time control	kWh/a	370
Annual heating savings under colder climate conditions with time control	kWh/a	8825
Annual heating savings under average climate conditions with time control	kWh/a	4511
Annual heating savings under warmer climate conditions with time control	kWh/a	2040



ENERGY

tecalor

TL 200-100 topline



44
dB

100 m³/h

Product datasheet: Mechanical ventilation unit to Regulation (EU) No. 1254/2014 | 1253/2014

		TL 200-100 topline
		190989
Manufacturer		tecalor
Specific energy consumption under colder climate conditions with manual control	kWh/(m ² a)	-77,86
Specific energy consumption under average climate conditions with manual control	kWh/(m ² a)	-34,91
Specific energy consumption under warmer climate conditions with manual control	kWh/(m ² a)	-10,32
Energy efficiency class under colder climate conditions with manual control		A+
Energy efficiency class under average climate conditions with manual control		A
Energy efficiency class under warmer climate conditions with manual control		E
Ventilation unit type		WLA, Zwei Richtungen
Drive type		Drehzahl geregelt
Heat recovery type		Regenerativ
Rate of temperature change for heat recovery	%	88,3
Max. air flow rate	m ³ /h	100
Max. power consumption	W	60
Sound power level LWA	dB(A)	44
Reference air flow rate	m ³ /s	0,019
Reference pressure differential	Pa	50
Specific power input	W/(m ³ /h)	0,29
Control factor, manual control		1,00
Sensitivity to pressure fluctuations	%	20/20
Airtightness between indoors and outdoors	m ³ /h	4,70
Annual power consumption under colder climate conditions with manual control	kWh/a	400
Annual power consumption under average climate conditions with manual control	kWh/a	400
Annual power consumption under warmer climate conditions with manual control	kWh/a	400
Annual heating savings under colder climate conditions with manual control	kWh/a	8785
Annual heating savings under average climate conditions with manual control	kWh/a	4490
Annual heating savings under warmer climate conditions with manual control	kWh/a	2031