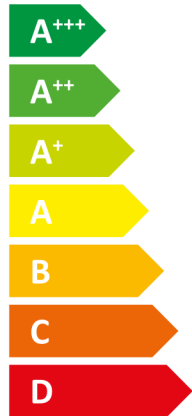




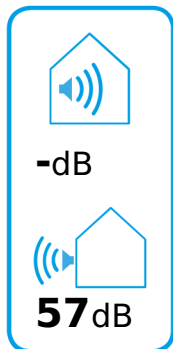
ENERG Y IJA
енергия · ενεργεια IE IA

STIEBEL ELTRON

WPL 17 ACS classic
compact Set 1.1



A++



- 11 kW
- 8 kW
- 6 kW

2019

811/2013

Product datasheet: Combination heater to Regulation (EU) No 811/2013 (S.I. 2019 No. 539 / Programme 2)

		WPL 17 ACS classic compact Set 1.1
		204260
Manufacturer		STIEBEL ELTRON
Load profile		L
Space heating energy efficiency class under average climate conditions, medium-temperature applications (A+++ -> D)		A++
Energy efficiency class, space heating under average climate conditions, low-temperature applications (A+++ -> D)		A+++
Energy efficiency class, DHW heating under average climate conditions (A+++ -> D)		-
Rated heating output under average climate conditions for medium-temperature applications (P rated)	kW	8
Rated heating output under average climate conditions for low-temperature applications (P rated)	kW	9
Annual energy consumption under average climate conditions for medium-temperature applications (QHE)	kWh/a	4865
Annual energy consumption under average climate conditions for low-temperature applications (QHE)	kWh/a	4218
Annual power consumption under average climate conditions (AEC)	kWh	1007
Seasonal space heating energy efficiency under average climate conditions for medium-temperature applications (η_s)	%	125
Seasonal space heating energy efficiency under average climate conditions for low-temperature applications (η_s)	%	177
Energy efficiency, DHW heating (η_{wh}), under average climate conditions	%	101.7
Sound power level, indoor		-
Option for operation only at off-peak times		-
Special measures		Alle beim Zusammenbau, der Installation oder Wartung des Raumheizgerätes zu treffenden besonderen Vorkehrungen: Siehe Installations- und Montageanweisung
Rated heating output under colder climate conditions for medium-temperature applications (P rated)	kW	11
Rated heating output under colder climate conditions for low-temperature applications (P rated)	kW	9
Rated heating output under warmer climate conditions for medium-temperature applications (P rated)	kW	6
Rated heating output under warmer climate conditions for low-temperature applications (P rated)	kW	8
Annual energy consumption under colder climate conditions for medium-temperature applications (QHE)	kWh/a	10193
Annual energy consumption under colder climate conditions for low-temperature applications (QHE)	kWh/a	5722
Annual energy consumption under warmer climate conditions for medium-temperature applications (QHE)	kWh/a	2048
Annual energy consumption under warmer climate conditions for low-temperature applications (QHE)	kWh/a	1867
Annual power consumption under colder climate conditions (AEC)		-
Annual power consumption under warmer climate conditions (AEC)		-
Seasonal space heating energy efficiency under colder climate conditions for medium-temperature applications (η_s)	%	103
Seasonal space heating energy efficiency under colder climate conditions for low-temperature applications (η_s)	%	147
Seasonal space heating energy efficiency under warmer climate conditions for medium-temperature applications (η_s)	%	153
Seasonal space heating energy efficiency under warmer climate conditions for low-temperature applications (η_s)	%	215
Seasonal space heating energy efficiency under warmer climate conditions for low-temperature applications (η_s)	%	215
Energy efficiency, DHW heating (η_{wh}), warmer climates		-
Sound power level, outdoor	dB(A)	57



ENERG

енергия · ενεργεια



WPL 17 ACS classic compact Set 1.1


STIEBEL ELTRON



A⁺⁺



-



A⁺⁺⁺

A⁺⁺

A⁺

A

B

C

D


E

F

G

A⁺⁺

+



+



+



+



A⁺⁺⁺

A⁺⁺

A⁺

A

B

C

D

E

F

G

-

Product datasheet: Combination heater to Regulation (EU) No 811/2013 (S.I. 2019 No. 539 / Programme 2)

		WPL 17 ACS classic compact Set 1.1
		204260
Manufacturer		STIEBEL ELTRON
Seasonal space heating energy efficiency under average climate conditions for medium-temperature applications (η_s)	%	125
Temperature control class		VI
Contribution of temperature control to space heating energy efficiency	%	4
Space heating energy efficiency of package under average climate conditions	%	129.3
Space heating energy efficiency of package under colder climate conditions	%	106.9
Space heating energy efficiency of package under warmer climate conditions	%	162.6
Value of differential between space heating energy efficiency under average climate conditions and that under colder climate conditions	%	22.4
Value of differential between space heating energy efficiency under warmer climate conditions and that under average climate conditions	%	33.3
Space heating energy efficiency class under average climate conditions, medium-temperature applications (A+++ -> D)		A++
Space heating energy efficiency class of package under average climate conditions (A+++ -> D)		A++
Energy efficiency class, DHW heating under average climate conditions (A+++ -> D)		-
Load profile		L

Product datasheet: Combination heater to Regulation (EU) No 811/2013 (S.I. 2019 No. 539 / Programme 2)

		WPL 17 ACS classic compact Set 1.1
		204260
Manufacturer		STIEBEL ELTRON
Heat source		Luft
Low temperature heat pump		-
With auxiliary heater		-
Combination heater with heat pump		-
Rated heating output under colder climate conditions for medium-temperature applications (P rated)	kW	11
Rated heating output under average climate conditions for medium-temperature applications (P rated)	kW	8
Rated heating output under warmer climate conditions for medium-temperature applications (P rated)	kW	6
Tj = -7 °C heating output, partial load range under colder climate conditions (Pdh)	kW	6.6
Tj = -7 °C heating output, partial load range under average climate conditions (Pdh)	kW	5.1
Tj = 2 °C heating output, partial load range under colder climate conditions (Pdh)	kW	4
Tj = 2 °C heating output, partial load range under average climate conditions (Pdh)	kW	4.1
Tj = 2 °C heating output, partial load range under warmer climate conditions (Pdh)	kW	6
Tj = 7 °C heating output, partial load range under colder climate conditions (Pdh)	kW	2.7
Tj = 7 °C heating output, partial load range under average climate conditions (Pdh)	kW	2.6
Tj = 7 °C heating output, partial load range under warmer climate conditions (Pdh)	kW	3.9
Tj = 12 °C heating output, partial load range under colder climate conditions (Pdh)	kW	3.4
Tj = 12 °C heating output, partial load range under average climate conditions (Pdh)	kW	3.3
Tj = 12 °C heating output, partial load range under warmer climate conditions (Pdh)	kW	3.3
Tj = dual mode temperature under colder climate conditions (Pdh)	kW	6.6
Tj = dual mode temperature under average climate conditions (Pdh)	kW	6.1
Tj = dual mode temperature under warmer climate conditions (Pdh)	kW	6
Tj = operating temperature limit under colder climate conditions (Pdh)	kW	1.8
Tj = operating temperature limit under average climate conditions (Pdh)	kW	5.1
Tj = operating temperature limit under warmer climate conditions (Pdh)	kW	6
For air source heat pumps: Tj = -15 °C (if TOL < -20 °C) (Pdh)	kW	0
Dual mode temperature under colder climate conditions (Tbiv)	Grad C	-7
Dual mode temperature under average climate conditions (Tbiv)	Grad C	-5
Dual mode temperature under warmer climate conditions (Tbiv)	Grad C	2
Seasonal space heating energy efficiency under colder climate conditions for medium-temperature applications (ηs)	%	103
Seasonal space heating energy efficiency under average climate conditions for medium-temperature applications (ηs)	%	125
Seasonal space heating energy efficiency under warmer climate conditions for medium-temperature applications (ηs)	%	153
Tj = -7 °C COP, partial load range under colder climate conditions (COPd)		2.4
Tj = -7 °C COP, partial load range under average climate conditions (COPd)		2
Tj = 2 °C COP, partial load range under colder climate conditions (COPd)		3.6
Tj = 2 °C COP, partial load range under average climate conditions (COPd)		3.3
Tj = 2 °C COP, partial load range under warmer climate conditions (COPd)		2.2
Tj = 7 °C COP, partial load range under colder climate conditions (COPd)		5
Tj = 7 °C COP, partial load range under average climate conditions (COPd)		4.6

Tj = 7 °C COP, partial load range under warmer climate conditions (COPd)		3.2
Tj = 12 °C COP, partial load range under colder climate conditions (COPd)		6.2
Tj = 12 °C COP, partial load range under average climate conditions (COPd)		6
Tj = 12 °C COP, partial load range under warmer climate conditions (COPd)		5.7
Tj = dual mode temperature under colder climate conditions (COPd)		2.4
Tj = dual mode temperature under average climate conditions (COPd)		2.3
Tj = dual mode temperature under warmer climate conditions (COPd)		2.2
Tj = operating temperature limit under colder climate conditions (COPd)		1.4
Tj = operating temperature limit under average climate conditions (COPd)		2
Tj = operating temperature limit under warmer climate conditions (COPd)		2.2
For air source heat pumps: Tj = -15 °C (if TOL < -20 °C) (COPd)		0
Operating temperature limit under colder climate conditions (TOL)	Grad C	-15
Operating temperature limit under average climate conditions (TOL)	Grad C	-5
Operating temperature limit under warmer climate conditions (TOL)	Grad C	2
Operating temperature limit of heating water under colder climate conditions (WTOL)	Grad C	60
Operating temperature limit of heating water under average climate conditions (WTOL)	Grad C	60
Operating temperature limit of heating water under warmer climate conditions (WTOL)	Grad C	60
Power consumption, off-mode (Poff)	Watt	17
Power consumption, thermostat off-mode (PTO)	Watt	30
Power consumption, standby state (PSB)	Watt	17
Power consumption, operating state, with crankcase heating (PCK)	Watt	5
Rated heating output of auxiliary heater under colder climate conditions (PSUP)	kW	11
Rated heating output of auxiliary heater under average climate conditions (PSUP)	kW	8
Rated heating output of auxiliary heater under warmer climate conditions (PSUP)	kW	0
Type of energy supply, auxiliary heater		elektrisch
Output control		veränderlich
Sound power level, outdoor	dB(A)	57
Sound power level, indoor		-
Annual energy consumption under colder climate conditions for medium-temperature applications (QHE)	kWh/a	10193
Annual energy consumption under average climate conditions for medium-temperature applications (QHE)	kWh/a	4865
Annual energy consumption under warmer climate conditions for medium-temperature applications (QHE)	kWh/a	2048
Flow rate on heat source side	m3/h	2200
Load profile		L
Daily power consumption under colder climate conditions (QELEC)		-
Daily power consumption under average climate conditions (QELEC)	kWh	4.8
Daily power consumption under warmer climate conditions (QELEC)		-
Annual power consumption under colder climate conditions (AEC)		-
Annual power consumption under average climate conditions (AEC)	kWh	1007
Annual power consumption under warmer climate conditions (AEC)		-
Seasonal space heating energy efficiency under warmer climate conditions for low-temperature applications (ηs)	%	215
Energy efficiency, DHW heating (ηwh), under average climate conditions	%	101.7
Energy efficiency, DHW heating (ηwh), warmer climates		-
Special measures		Alle beim Zusammenbau, der Installation oder Wartung des Raumheizgerätes zu treffenden besonderen Vorkehrungen: Siehe Installation- und Montageanweisung