



ENERG Y IJA
 енергия · ενέργεια IE IA

STIEBEL ELTRON

WPE-I 07.1 Plus HW
 400



A+++



A+

37 dB



- 6 kW
- 6 kW
- 6 kW

2019

811/2013

Product datasheet: Combi heater to regulation (EU) no. 811/2013 / (S.I. 2019 No. 539 / Schedule 2)

		WPE-I 07.1 Plus HW 400
		207180
Manufacturer		STIEBEL ELTRON
Load profile		XL
Energy efficiency class for central heating in moderate climates for medium temperature applications		A+++
Energy efficiency class for central heating in moderate climates for low temperature applications		A+++
Energy efficiency category for DHW heating under moderate climatic conditions		A+
Rated heating output in moderate climates for average temperature applications (Prated)	kW	6
Rated heating output in moderate climates for low temperature applications (Prated)	kW	7
Annual energy consumption in moderate climates for average temperature applications (QHE)	kWh/a	3271
Annual energy consumption in moderate climates for low temperature applications (QHE)	kWh/a	2785
Seasonal room heating efficiency in moderate climates for average temperature applications (η_s)	%	154
Seasonal room heating efficiency in moderate climates for low temperature applications (η_s)	%	200
Energy efficiency for DHW heating (η_{wh}) under moderate climatic conditions	%	128
Sound power level internal	dB(A)	37
Rated heating output in colder climates for average temperature applications (Prated)	kW	6
Rated heating output in colder climates for low temperature applications (Prated)	kW	7
Rated heating output in warmer climates for average temperature applications (Prated)	kW	6
Rated heating output in warmer climates for low temperature applications (Prated)	kW	7
Annual energy consumption in colder climates for average temperature applications (QHE)	kWh/a	3828
Annual energy consumption in colder climates for low temperature applications (QHE)	kWh/a	3168
Annual energy consumption in warmer climates for average temperature applications (QHE)	kWh/a	2083
Annual energy consumption in warmer climates for low temperature applications (QHE)	kWh/a	1777
Seasonal room heating efficiency in colder climates for average temperature applications (η_s)	%	157
Seasonal room heating efficiency in colder climates for low temperature applications (η_s)	%	210
Seasonal room heating efficiency in warmer climates for average temperature applications (η_s)	%	157
Seasonal room heating efficiency in warmer climates for low temperature applications (η_s)	%	203



ENERG

енергия · ενέργεια

Y






IJA

IE

IA

STIEBEL ELTRON

WPE-I 07.1 Plus HW 400














Product datasheet: Composite system consisting of room heater and temperature controller to regulation (EU) no. 811/2013 / (S.I. 2019 No. 539 / Schedule 2)

		WPE-I 07.1 Plus HW 400
		207180
Manufacturer		STIEBEL ELTRON
Seasonal room heating efficiency in moderate climates for average temperature applications (η_s)	%	154
Temperature controller class		II
Contribution of temperature controller to room heating energy efficiency	%	2
Energy efficiency class for central heating in moderate climates for medium temperature applications		A+++
Room heating energy efficiency class of composite system under moderate climatic conditions		A+++
Energy efficiency category for DHW heating under moderate climatic conditions		A+
Load profile		XL

Required details about room heater and combi heater with heat pump to regulation (EU) no. 813/2013 & 811/2013

		WPE-I 07.1 Plus HW 400
		207180
Manufacturer		STIEBEL ELTRON
Rated heating output in colder climates for average temperature applications (Prated)	kW	6
Rated heating output in moderate climates for average temperature applications (Prated)	kW	6
Rated heating output in warmer climates for average temperature applications (Prated)	kW	6
Tj = -7 °C heating output, partial load range in colder climates (Pdh)	kW	3.9
Tj = -7 °C heating output, partial load range under moderate climatic conditions (Pdh)	kW	5.7
Tj = 2 °C heating output, partial load range in colder climates (Pdh)	kW	2.4
Tj = 2 °C heating output, partial load range under moderate climatic conditions (Pdh)	kW	3.5
Tj = 2 °C heating output, partial load range in warmer climates (Pdh)	kW	6.4
Tj = 7 °C heating output, partial load range in colder climates (Pdh)	kW	2.0
Tj = 7 °C heating output, partial load range under moderate climatic conditions (Pdh)	kW	2.2
Tj = 7 °C heating output, partial load range in warmer climates (Pdh)	kW	4.1
Tj = 12 °C heating output, partial load range in colder climates (Pdh)	kW	2.0
Tj = 12 °C heating output, partial load range under moderate climatic conditions (Pdh)	kW	2.0
Tj = 12 °C heating output, partial load range in warmer climates (Pdh)	kW	1.8
Tj = operating temperature limit in colder climates (Pdh)	kW	6.4
Tj = operating temperature limit under moderate climatic conditions (Pdh)	kW	6.4
Tj = operating temperature limit in warmer climates (Pdh)	kW	6.4
Dual mode temperature in colder climates (Tbiv)	°C	-22
Dual mode temperature in moderate climates (Tbiv)	°C	-10
Dual mode temperature in warmer climates (Tbiv)	°C	2
Seasonal room heating efficiency in colder climates for average temperature applications (ηs)	%	157
Seasonal room heating efficiency in moderate climates for average temperature applications (ηs)	%	154
Seasonal room heating efficiency in warmer climates for average temperature applications (ηs)	%	157
Tj = -7 °C COP, partial load range in colder climates (COPd)		3.82
Tj = -7 °C COP, partial load range under moderate climatic conditions (COPd)		3.10
Tj = 2 °C COP, partial load range in colder climates (COPd)		4.36
Tj = 2 °C COP, partial load range under moderate climatic conditions (COPd)		4.09
Tj = 2 °C COP, partial load range in warmer climates (COPd)		2.82
Tj = 7 °C COP, partial load range in colder climates (COPd)		5.63
Tj = 7 °C COP, partial load range under moderate climatic conditions (COPd)		4.73
Tj = 7 °C COP, partial load range in warmer climates (COPd)		3.65
Tj = 12 °C COP, partial load range in colder climates (COPd)		5.69
Tj = 12 °C COP, partial load range under moderate climatic conditions (COPd)		5.61
Tj = 12 °C COP, partial load range in warmer climates (COPd)		5.21
Tj = operating temperature limit in colder climates (COPd)		2.82
Tj = operating temperature limit under moderate climatic conditions (COPd)		2.82
Tj = operating temperature limit in warmer climates (COPd)		2.82
Heating water operating temperature limit (WTOL)	°C	70
Power consumption, OFF state (Poff)	W	17
Power consumption, thermostat OFF state (PTO)	W	19
Standby power consumption (PSB)	W	17
Type of energy supply, booster heater		electric
Sound power level internal	dB(A)	37

Annual energy consumption in colder climates for average temperature applications (QHE)	kWh/a	3828
Annual energy consumption in moderate climates for average temperature applications (QHE)	kWh/a	3271
Annual energy consumption in warmer climates for average temperature applications (QHE)	kWh/a	2083
Load profile		XL
Daily power consumption in colder climates (QELEC)	kWh	5.954
Daily power consumption (Qelec)	kWh	5.954
Daily power consumption in warmer climates (QELEC)	kWh	5.954
Energy efficiency for DHW heating (Γ_{wh}) under moderate climatic conditions	%	128