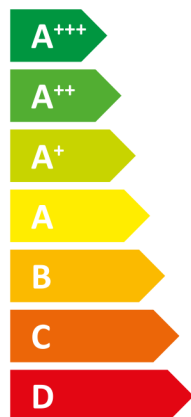




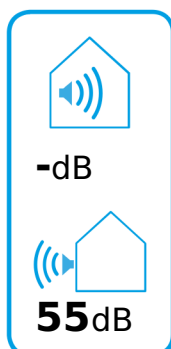
**ENERG** Y IJA  
енергия · ενεργεια IE IA

**STIEBEL ELTRON**

WPL-A 13 HK  
Premium compact  
duo Set 2.2



**A++**



■ 19.2 kW  
■ **14.8 kW**  
■ 10.1 kW

2019

811/2013

**Product datasheet: Combination heater to Regulation (EU) No 811/2013 (S.I. 2019 No. 539 / Programme 2)**

		<b>WPL-A 13 HK Premium compact duo Set 2.2</b>
		207675
Manufacturer		STIEBEL ELTRON
Load profile		-
Space heating energy efficiency class under average climate conditions, medium-temperature applications (A+++ -> D)		A++
Energy efficiency class, space heating under average climate conditions, low-temperature applications (A+++ -> D)		A++
Energy efficiency class, DHW heating under average climate conditions (A+++ -> D)		-
Rated heating output under average climate conditions for medium-temperature applications (P rated)	kW	14.8
Rated heating output under average climate conditions for low-temperature applications (P rated)	kW	14
Annual energy consumption under average climate conditions for medium-temperature applications (QHE)	kWh/a	8643
Annual energy consumption under average climate conditions for low-temperature applications (QHE)	kWh/a	6657
Annual power consumption under average climate conditions (AEC)		-
Seasonal space heating energy efficiency under average climate conditions for medium-temperature applications ( $\eta_s$ )	%	139
Seasonal space heating energy efficiency under average climate conditions for low-temperature applications ( $\eta_s$ )	%	171
Energy efficiency, DHW heating ( $\eta_{wh}$ ), under average climate conditions		-
Sound power level, indoor		-
Option for operation only at off-peak times		-
Special measures		Alle beim Zusammenbau, der Installation oder Wartung des Raumheizgerätes zu treffenden besonderen Vorkehrungen: Siehe Installations- und Montageanweisung
Rated heating output under colder climate conditions for medium-temperature applications (P rated)	kW	19.2
Rated heating output under colder climate conditions for low-temperature applications (P rated)	kW	19.4
Rated heating output under warmer climate conditions for medium-temperature applications (P rated)	kW	10.1
Rated heating output under warmer climate conditions for low-temperature applications (P rated)	kW	10.1
Annual energy consumption under colder climate conditions for medium-temperature applications (QHE)	kWh/a	16029
Annual energy consumption under colder climate conditions for low-temperature applications (QHE)	kWh/a	14178
Annual energy consumption under warmer climate conditions for medium-temperature applications (QHE)	kWh/a	3330
Annual energy consumption under warmer climate conditions for low-temperature applications (QHE)	kWh/a	2662
Annual power consumption under colder climate conditions (AEC)		-
Annual power consumption under warmer climate conditions (AEC)		-
Seasonal space heating energy efficiency under colder climate conditions for medium-temperature applications ( $\eta_s$ )	%	115
Seasonal space heating energy efficiency under colder climate conditions for low-temperature applications ( $\eta_s$ )	%	132
Seasonal space heating energy efficiency under warmer climate conditions for medium-temperature applications ( $\eta_s$ )	%	159
Seasonal space heating energy efficiency under warmer climate conditions for low-temperature applications ( $\eta_s$ )	%	200
Seasonal space heating energy efficiency under warmer climate conditions for low-temperature applications ( $\eta_s$ )	%	200
Energy efficiency, DHW heating ( $\eta_{wh}$ ), warmer climates		-
Sound power level, outdoor	dB(A)	55



# ENERG

енергия · ενεργεια



WPL-A 13 HK Premium compact duo Set 2.2


## STIEBEL ELTRON



A<sup>++</sup>



-



A<sup>+++</sup>

A<sup>++</sup>

A<sup>+</sup>

A

B

C

D


E

F

G

A<sup>++</sup>

+



+



+



+



A<sup>+++</sup>

A<sup>++</sup>

A<sup>+</sup>

A

B

C

D

E

F

G

-

**Product datasheet: Combination heater to Regulation (EU) No 811/2013 (S.I. 2019 No. 539 / Programme 2)**

		<b>WPL-A 13 HK Premium compact duo Set 2.2</b>
		207675
Manufacturer		STIEBEL ELTRON
Seasonal space heating energy efficiency under average climate conditions for medium-temperature applications ( $\eta_s$ )	%	139
Temperature control class		VI
Contribution of temperature control to space heating energy efficiency	%	4
Space heating energy efficiency of package under average climate conditions	%	143
Space heating energy efficiency of package under colder climate conditions	%	119
Space heating energy efficiency of package under warmer climate conditions	%	163
Value of differential between space heating energy efficiency under average climate conditions and that under colder climate conditions	%	23
Value of differential between space heating energy efficiency under warmer climate conditions and that under average climate conditions	%	21
Space heating energy efficiency class under average climate conditions, medium-temperature applications (A+++ -> D)		A++
Space heating energy efficiency class of package under average climate conditions (A+++ -> D)		A++
Energy efficiency class, DHW heating under average climate conditions (A+++ -> D)		-
Load profile		-

**Product datasheet: Combination heater to Regulation (EU) No 811/2013 (S.I. 2019 No. 539 / Programme 2)**

		<b>WPL-A 13 HK Premium compact duo Set 2.2</b>
		207675
Manufacturer		STIEBEL ELTRON
Heat source		Luft
Low temperature heat pump		-
With auxiliary heater		-
Combination heater with heat pump		-
Rated heating output under colder climate conditions for medium-temperature applications (P rated)	kW	19.2
Rated heating output under average climate conditions for medium-temperature applications (P rated)	kW	14.8
Rated heating output under warmer climate conditions for medium-temperature applications (P rated)	kW	10.1
Tj = -7 °C heating output, partial load range under colder climate conditions (Pdh)	kW	11.6
Tj = -7 °C heating output, partial load range under average climate conditions (Pdh)	kW	13.1
Tj = 2 °C heating output, partial load range under colder climate conditions (Pdh)	kW	6.7
Tj = 2 °C heating output, partial load range under average climate conditions (Pdh)	kW	8.1
Tj = 2 °C heating output, partial load range under warmer climate conditions (Pdh)	kW	10.1
Tj = 7 °C heating output, partial load range under colder climate conditions (Pdh)	kW	7.9
Tj = 7 °C heating output, partial load range under average climate conditions (Pdh)	kW	8
Tj = 7 °C heating output, partial load range under warmer climate conditions (Pdh)	kW	8.7
Tj = 12 °C heating output, partial load range under colder climate conditions (Pdh)	kW	9.1
Tj = 12 °C heating output, partial load range under average climate conditions (Pdh)	kW	9.2
Tj = 12 °C heating output, partial load range under warmer climate conditions (Pdh)	kW	9.1
Tj = dual mode temperature under colder climate conditions (Pdh)	kW	11.6
Tj = dual mode temperature under average climate conditions (Pdh)	kW	13.1
Tj = dual mode temperature under warmer climate conditions (Pdh)	kW	10.1
Tj = operating temperature limit under colder climate conditions (Pdh)	kW	8.7
Tj = operating temperature limit under average climate conditions (Pdh)	kW	13.5
Tj = operating temperature limit under warmer climate conditions (Pdh)	kW	10.1
For air source heat pumps: Tj = -15 °C (if TOL< -20 °C) (Pdh)		-
Dual mode temperature under colder climate conditions (Tbiv)	Grad C	-7
Dual mode temperature under average climate conditions (Tbiv)	Grad C	-7
Dual mode temperature under warmer climate conditions (Tbiv)	Grad C	2
Seasonal space heating energy efficiency under colder climate conditions for medium-temperature applications (ηs)	%	115
Seasonal space heating energy efficiency under average climate conditions for medium-temperature applications (ηs)	%	139
Seasonal space heating energy efficiency under warmer climate conditions for medium-temperature applications (ηs)	%	159
Tj = -7 °C COP, partial load range under colder climate conditions (COPd)		2.6
Tj = -7 °C COP, partial load range under average climate conditions (COPd)		2.4
Tj = 2 °C COP, partial load range under colder climate conditions (COPd)		3.7
Tj = 2 °C COP, partial load range under average climate conditions (COPd)		3.5
Tj = 2 °C COP, partial load range under warmer climate conditions (COPd)		2.7
Tj = 7 °C COP, partial load range under colder climate conditions (COPd)		4.8
Tj = 7 °C COP, partial load range under average climate conditions (COPd)		4.4

Tj = 7 °C COP, partial load range under warmer climate conditions (COPd)		3.6
Tj = 12 °C COP, partial load range under colder climate conditions (COPd)		5.6
Tj = 12 °C COP, partial load range under average climate conditions (COPd)		5.3
Tj = 12 °C COP, partial load range under warmer climate conditions (COPd)		5
Tj = dual mode temperature under colder climate conditions (COPd)		2.6
Tj = dual mode temperature under average climate conditions (COPd)		2.4
Tj = dual mode temperature under warmer climate conditions (COPd)		2.7
Tj = operating temperature limit under colder climate conditions (COPd)		2
Tj = operating temperature limit under average climate conditions (COPd)		2.4
Tj = operating temperature limit under warmer climate conditions (COPd)		2.7
For air source heat pumps: Tj = -15 °C (if TOL < -20 °C) (COPd)		-
Operating temperature limit under colder climate conditions (TOL)	Grad C	-19
Operating temperature limit under average climate conditions (TOL)	Grad C	-10
Operating temperature limit under warmer climate conditions (TOL)	Grad C	2
Operating temperature limit of heating water under colder climate conditions (WTOL)	Grad C	65
Operating temperature limit of heating water under average climate conditions (WTOL)	Grad C	65
Operating temperature limit of heating water under warmer climate conditions (WTOL)	Grad C	65
Power consumption, off-mode (Poff)	Watt	10
Power consumption, thermostat off-mode (PTO)	Watt	10
Power consumption, standby state (PSB)	Watt	10
Power consumption, operating state, with crankcase heating (PCK)	Watt	38
Rated heating output of auxiliary heater under colder climate conditions (PSUP)	kW	19.2
Rated heating output of auxiliary heater under average climate conditions (PSUP)	kW	1.3
Rated heating output of auxiliary heater under warmer climate conditions (PSUP)	kW	0
Type of energy supply, auxiliary heater		elektrisch
Output control		veränderlich
Sound power level, outdoor	dB(A)	55
Sound power level, indoor		-
Annual energy consumption under colder climate conditions for medium-temperature applications (QHE)	kWh/a	16029
Annual energy consumption under average climate conditions for medium-temperature applications (QHE)	kWh/a	8643
Annual energy consumption under warmer climate conditions for medium-temperature applications (QHE)	kWh/a	3330
Flow rate on heat source side	m3/h	4000
Load profile		-
Daily power consumption under colder climate conditions (QELEC)		-
Daily power consumption under average climate conditions (QELEC)		-
Daily power consumption under warmer climate conditions (QELEC)		-
Annual power consumption under colder climate conditions (AEC)		-
Annual power consumption under average climate conditions (AEC)		-
Annual power consumption under warmer climate conditions (AEC)		-
Seasonal space heating energy efficiency under warmer climate conditions for low-temperature applications ( $\eta_s$ )	%	200
Energy efficiency, DHW heating ( $\eta_{wh}$ ), under average climate conditions		-
Energy efficiency, DHW heating ( $\eta_{wh}$ ), warmer climates		-
Special measures		Alle beim Zusammenbau, der Installation oder Wartung des Raumheizgerätes zu treffenden besonderen Vorkehrungen: Siehe Installation- und Montageanweisung