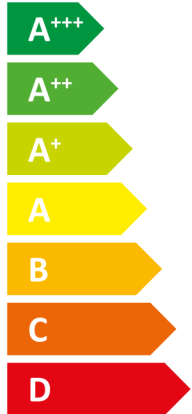





ENERG Y IJA
енергия · ενεργεια IE IA

STIEBEL ELTRON

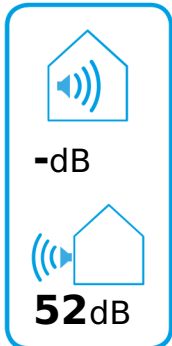
WPL 07 ACS classic
compact plus Set 1.2



A⁺



-



■ 4 kW
■ 4 kW
■ 3 kW

2019

811/2013


Product datasheet: Combination heater to Regulation (EU) No 811/2013 (S.I. 2019 No. 539 / Programme 2)

		WPL 07 ACS classic compact plus Set 1.2
		207680
Manufacturer		STIEBEL ELTRON
Load profile		-
Space heating energy efficiency class under average climate conditions, medium-temperature applications (A+++ -> D)		A+
Energy efficiency class, space heating under average climate conditions, low-temperature applications (A+++ -> D)		A++
Energy efficiency class, DHW heating under average climate conditions (A+++ -> D)		-
Rated heating output under average climate conditions for medium-temperature applications (P rated)	kW	4
Rated heating output under average climate conditions for low-temperature applications (P rated)	kW	4
Annual energy consumption under average climate conditions for medium-temperature applications (QHE)	kWh/a	2089
Annual energy consumption under average climate conditions for low-temperature applications (QHE)	kWh/a	1769
Annual power consumption under average climate conditions (AEC)		-
Seasonal space heating energy efficiency under average climate conditions for medium-temperature applications (η_s)	%	116
Seasonal space heating energy efficiency under average climate conditions for low-temperature applications (η_s)	%	166
Energy efficiency, DHW heating (η_{wh}), under average climate conditions		-
Sound power level, indoor		-
Option for operation only at off-peak times		-
Rated heating output under colder climate conditions for medium-temperature applications (P rated)	kW	4
Rated heating output under colder climate conditions for low-temperature applications (P rated)	kW	3
Rated heating output under warmer climate conditions for medium-temperature applications (P rated)	kW	3
Rated heating output under warmer climate conditions for low-temperature applications (P rated)	kW	3
Annual energy consumption under colder climate conditions for medium-temperature applications (QHE)	kWh/a	4016
Annual energy consumption under colder climate conditions for low-temperature applications (QHE)	kWh/a	2186
Annual energy consumption under warmer climate conditions for medium-temperature applications (QHE)	kWh/a	1187
Annual energy consumption under warmer climate conditions for low-temperature applications (QHE)	kWh/a	783
Annual power consumption under colder climate conditions (AEC)		-
Annual power consumption under warmer climate conditions (AEC)		-
Seasonal space heating energy efficiency under colder climate conditions for medium-temperature applications (η_s)	%	102
Seasonal space heating energy efficiency under colder climate conditions for low-temperature applications (η_s)	%	148
Seasonal space heating energy efficiency under warmer climate conditions for medium-temperature applications (η_s)	%	137
Seasonal space heating energy efficiency under warmer climate conditions for low-temperature applications (η_s)	%	200
Seasonal space heating energy efficiency under warmer climate conditions for low-temperature applications (η_s)	%	200
Energy efficiency, DHW heating (η_{wh}), warmer climates		-
Sound power level, outdoor	dB(A)	52



ENERG

енергия · ενεργεια



WPL 07 ACS classic compact plus Set 1.2

STIEBEL ELTRON



A+++

A++

A+

A

B


C

D

E

F

G



A+++

A++

A+

A

B

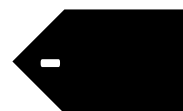
C

D

E

F

G



Product datasheet: Combination heater to Regulation (EU) No 811/2013 (S.I. 2019 No. 539 / Programme 2)

		WPL 07 ACS classic compact plus Set 1.2
		207680
Manufacturer		STIEBEL ELTRON
Seasonal space heating energy efficiency under average climate conditions for medium-temperature applications (η_s)	%	116
Temperature control class		VI
Contribution of temperature control to space heating energy efficiency	%	4
Space heating energy efficiency of package under average climate conditions	%	120
Space heating energy efficiency of package under colder climate conditions	%	109
Space heating energy efficiency of package under warmer climate conditions	%	143
Value of differential between space heating energy efficiency under average climate conditions and that under colder climate conditions	%	8
Value of differential between space heating energy efficiency under warmer climate conditions and that under average climate conditions	%	26
Space heating energy efficiency class under average climate conditions, medium-temperature applications (A+++ -> D)		A+
Space heating energy efficiency class of package under average climate conditions (A+++ -> D)		A+
Energy efficiency class, DHW heating under average climate conditions (A+++ -> D)		-
Load profile		-

Product datasheet: Combination heater to Regulation (EU) No 811/2013 (S.I. 2019 No. 539 / Programme 2)

		WPL 07 ACS classic compact plus Set 1.2
		207680
Manufacturer		STIEBEL ELTRON
Heat source		Luft
Low temperature heat pump		-
With auxiliary heater		-
Combination heater with heat pump		-
Rated heating output under colder climate conditions for medium-temperature applications (P rated)	kW	4
Rated heating output under average climate conditions for medium-temperature applications (P rated)	kW	4
Rated heating output under warmer climate conditions for medium-temperature applications (P rated)	kW	3
Tj = -7 °C heating output, partial load range under colder climate conditions (Pdh)	kW	2.7
Tj = -7 °C heating output, partial load range under average climate conditions (Pdh)	kW	3.1
Tj = 2 °C heating output, partial load range under colder climate conditions (Pdh)	kW	1.6
Tj = 2 °C heating output, partial load range under average climate conditions (Pdh)	kW	1.6
Tj = 2 °C heating output, partial load range under warmer climate conditions (Pdh)	kW	3.1
Tj = 7 °C heating output, partial load range under colder climate conditions (Pdh)	kW	1.3
Tj = 7 °C heating output, partial load range under average climate conditions (Pdh)	kW	1.3
Tj = 7 °C heating output, partial load range under warmer climate conditions (Pdh)	kW	2
Tj = 12 °C heating output, partial load range under colder climate conditions (Pdh)	kW	1.5
Tj = 12 °C heating output, partial load range under average climate conditions (Pdh)	kW	1.5
Tj = 12 °C heating output, partial load range under warmer climate conditions (Pdh)	kW	1.5
Tj = dual mode temperature under colder climate conditions (Pdh)	kW	3
Tj = dual mode temperature under average climate conditions (Pdh)	kW	2.4
Tj = dual mode temperature under warmer climate conditions (Pdh)	kW	3.1
Tj = operating temperature limit under colder climate conditions (Pdh)	kW	2.6
Tj = operating temperature limit under average climate conditions (Pdh)	kW	3.1
Tj = operating temperature limit under warmer climate conditions (Pdh)	kW	3.1
For air source heat pumps: Tj = -15 °C (if TOL < -20 °C) (Pdh)	kW	0
Dual mode temperature under colder climate conditions (Tbiv)	Grad C	-10
Dual mode temperature under average climate conditions (Tbiv)	Grad C	-5
Dual mode temperature under warmer climate conditions (Tbiv)	Grad C	2
Seasonal space heating energy efficiency under colder climate conditions for medium-temperature applications (ηs)	%	102
Seasonal space heating energy efficiency under average climate conditions for medium-temperature applications (ηs)	%	116
Seasonal space heating energy efficiency under warmer climate conditions for medium-temperature applications (ηs)	%	137
Tj = -7 °C COP, partial load range under colder climate conditions (COPd)		2.3
Tj = -7 °C COP, partial load range under average climate conditions (COPd)		2.1
Tj = 2 °C COP, partial load range under colder climate conditions (COPd)		3.5
Tj = 2 °C COP, partial load range under average climate conditions (COPd)		2.9
Tj = 2 °C COP, partial load range under warmer climate conditions (COPd)		2.2
Tj = 7 °C COP, partial load range under colder climate conditions (COPd)		4.7
Tj = 7 °C COP, partial load range under average climate conditions (COPd)		4.1

Tj = 7 °C COP, partial load range under warmer climate conditions (COPd)		3.3
Tj = 12 °C COP, partial load range under colder climate conditions (COPd)		6.7
Tj = 12 °C COP, partial load range under average climate conditions (COPd)		6
Tj = 12 °C COP, partial load range under warmer climate conditions (COPd)		5.2
Tj = dual mode temperature under colder climate conditions (COPd)		2.1
Tj = dual mode temperature under average climate conditions (COPd)		2.2
Tj = dual mode temperature under warmer climate conditions (COPd)		2.2
Tj = operating temperature limit under colder climate conditions (COPd)		2.3
Tj = operating temperature limit under average climate conditions (COPd)		2.1
Tj = operating temperature limit under warmer climate conditions (COPd)		2.2
For air source heat pumps: Tj = -15 °C (if TOL < -20 °C) (COPd)		0
Operating temperature limit under colder climate conditions (TOL)	Grad C	-15
Operating temperature limit under average climate conditions (TOL)	Grad C	-5
Operating temperature limit under warmer climate conditions (TOL)	Grad C	2
Operating temperature limit of heating water under colder climate conditions (WTOL)		-
Operating temperature limit of heating water under average climate conditions (WTOL)	Grad C	60
Operating temperature limit of heating water under warmer climate conditions (WTOL)		-
Power consumption, off-mode (Poff)	Watt	17
Power consumption, thermostat off-mode (PTO)	Watt	30
Power consumption, standby state (PSB)	Watt	17
Power consumption, operating state, with crankcase heating (PCK)	Watt	5
Rated heating output of auxiliary heater under colder climate conditions (PSUP)		-
Rated heating output of auxiliary heater under average climate conditions (PSUP)	kW	2.9
Rated heating output of auxiliary heater under warmer climate conditions (PSUP)		-
Type of energy supply, auxiliary heater		elektrisch
Output control		veränderlich
Sound power level, outdoor	dB(A)	52
Sound power level, indoor		-
Annual energy consumption under colder climate conditions for medium-temperature applications (QHE)	kWh/a	4016
Annual energy consumption under average climate conditions for medium-temperature applications (QHE)	kWh/a	2089
Annual energy consumption under warmer climate conditions for medium-temperature applications (QHE)	kWh/a	1187
Flow rate on heat source side	m3/h	1300
Load profile		-
Daily power consumption under colder climate conditions (QELEC)		-
Daily power consumption under average climate conditions (QELEC)		-
Daily power consumption under warmer climate conditions (QELEC)		-
Annual power consumption under colder climate conditions (AEC)		-
Annual power consumption under average climate conditions (AEC)		-
Annual power consumption under warmer climate conditions (AEC)		-
Seasonal space heating energy efficiency under warmer climate conditions for low-temperature applications (η_s)	%	200
Energy efficiency, DHW heating (η_{wh}), under average climate conditions		-
Energy efficiency, DHW heating (η_{wh}), warmer climates		-