



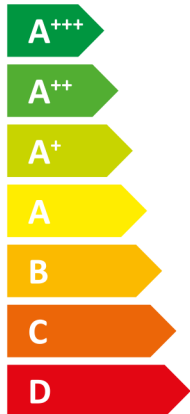

ENERG

енергия · ενεργεια



STIEBEL ELTRON

WPL 24 I compact
duo Set 2.2



A++



-



- 19 kW
- **17 kW**
- 11 kW

2019

811/2013

Product datasheet: Combination heater to Regulation (EU) No 811/2013 (S.I. 2019 No. 539 / Programme 2)

		WPL 24 I compact duo Set 2.2
		207686
Manufacturer		STIEBEL ELTRON
Load profile		-
Space heating energy efficiency class under average climate conditions, medium-temperature applications (A+++ -> D)		A++
Energy efficiency class, space heating under average climate conditions, low-temperature applications (A+++ -> D)		A+++
Energy efficiency class, DHW heating under average climate conditions (A+++ -> D)		-
Rated heating output under average climate conditions for medium-temperature applications (P rated)	kW	17
Rated heating output under average climate conditions for low-temperature applications (P rated)	kW	16
Annual energy consumption under average climate conditions for medium-temperature applications (QHE)	kWh/a	9475
Annual energy consumption under average climate conditions for low-temperature applications (QHE)	kWh/a	7284
Annual power consumption under average climate conditions (AEC)		-
Seasonal space heating energy efficiency under average climate conditions for medium-temperature applications (η_s)	%	138.3
Seasonal space heating energy efficiency under average climate conditions for low-temperature applications (η_s)	%	174.9
Energy efficiency, DHW heating (η_{wh}), under average climate conditions		-
Sound power level, indoor		-
Option for operation only at off-peak times		-
Special measures		Alle beim Zusammenbau, der Installation oder Wartung des Raumheizgerätes zu treffenden besonderen Vorkehrungen: Siehe Installations- und Montageanweisung
Rated heating output under colder climate conditions for medium-temperature applications (P rated)	kW	19
Rated heating output under colder climate conditions for low-temperature applications (P rated)	kW	23
Rated heating output under warmer climate conditions for medium-temperature applications (P rated)	kW	11
Rated heating output under warmer climate conditions for low-temperature applications (P rated)	kW	8
Annual energy consumption under colder climate conditions for medium-temperature applications (QHE)	kWh/a	14103
Annual energy consumption under colder climate conditions for low-temperature applications (QHE)	kWh/a	16033
Annual energy consumption under warmer climate conditions for medium-temperature applications (QHE)	kWh/a	3373
Annual energy consumption under warmer climate conditions for low-temperature applications (QHE)	kWh/a	2174
Annual power consumption under colder climate conditions (AEC)		-
Annual power consumption under warmer climate conditions (AEC)		-
Seasonal space heating energy efficiency under colder climate conditions for medium-temperature applications (η_s)	%	127
Seasonal space heating energy efficiency under colder climate conditions for low-temperature applications (η_s)	%	137.8
Seasonal space heating energy efficiency under warmer climate conditions for medium-temperature applications (η_s)	%	157
Seasonal space heating energy efficiency under warmer climate conditions for low-temperature applications (η_s)	%	194.1
Seasonal space heating energy efficiency under warmer climate conditions for low-temperature applications (η_s)	%	194.1
Energy efficiency, DHW heating (η_{wh}), warmer climates		-
Sound power level, outdoor	dB(A)	46



ENERG

енергия · ενεργεια



WPL 24 l compact duo Set 2.2


STIEBEL ELTRON



A⁺⁺



-



A⁺⁺⁺

A⁺⁺

A⁺

A

B

C

D


E

F

G

A⁺⁺

+



+



+



+



A⁺⁺⁺

A⁺⁺

A⁺

A

B

C

D

E

F

G

-

Product datasheet: Combination heater to Regulation (EU) No 811/2013 (S.I. 2019 No. 539 / Programme 2)

		WPL 24 I compact duo Set 2.2
		207686
Manufacturer		STIEBEL ELTRON
Seasonal space heating energy efficiency under average climate conditions for medium-temperature applications (η_s)	%	138.3
Temperature control class		VI
Contribution of temperature control to space heating energy efficiency	%	4
Space heating energy efficiency of package under average climate conditions	%	143
Space heating energy efficiency of package under colder climate conditions	%	120
Space heating energy efficiency of package under warmer climate conditions	%	173
Value of differential between space heating energy efficiency under average climate conditions and that under colder climate conditions	%	23
Value of differential between space heating energy efficiency under warmer climate conditions and that under average climate conditions	%	30
Space heating energy efficiency class under average climate conditions, medium-temperature applications (A+++ -> D)		A++
Space heating energy efficiency class of package under average climate conditions (A+++ -> D)		A++
Energy efficiency class, DHW heating under average climate conditions (A+++ -> D)		-
Load profile		-

Product datasheet: Combination heater to Regulation (EU) No 811/2013 (S.I. 2019 No. 539 / Programme 2)

		WPL 24 I compact duo Set 2.2
		207686
Manufacturer		STIEBEL ELTRON
Heat source		Luft
Low temperature heat pump		-
With auxiliary heater		-
Combination heater with heat pump		-
Rated heating output under colder climate conditions for medium-temperature applications (P rated)	kW	19
Rated heating output under average climate conditions for medium-temperature applications (P rated)	kW	17
Rated heating output under warmer climate conditions for medium-temperature applications (P rated)	kW	11
Tj = -7 °C heating output, partial load range under colder climate conditions (Pdh)	kW	14
Tj = -7 °C heating output, partial load range under average climate conditions (Pdh)	kW	15
Tj = 2 °C heating output, partial load range under colder climate conditions (Pdh)	kW	10
Tj = 2 °C heating output, partial load range under average climate conditions (Pdh)	kW	10
Tj = 2 °C heating output, partial load range under warmer climate conditions (Pdh)	kW	11
Tj = 7 °C heating output, partial load range under colder climate conditions (Pdh)	kW	8
Tj = 7 °C heating output, partial load range under average climate conditions (Pdh)	kW	8
Tj = 7 °C heating output, partial load range under warmer climate conditions (Pdh)	kW	10
Tj = 12 °C heating output, partial load range under colder climate conditions (Pdh)	kW	8
Tj = 12 °C heating output, partial load range under average climate conditions (Pdh)	kW	8
Tj = 12 °C heating output, partial load range under warmer climate conditions (Pdh)	kW	8
Tj = dual mode temperature under colder climate conditions (Pdh)	kW	15
Tj = dual mode temperature under average climate conditions (Pdh)	kW	15
Tj = dual mode temperature under warmer climate conditions (Pdh)	kW	11
Tj = operating temperature limit under colder climate conditions (Pdh)	kW	12
Tj = operating temperature limit under average climate conditions (Pdh)	kW	12
Tj = operating temperature limit under warmer climate conditions (Pdh)	kW	11
For air source heat pumps: Tj = -15 °C (if TOL < -20 °C) (Pdh)	kW	0
Dual mode temperature under colder climate conditions (Tbiv)	Grad C	-7
Dual mode temperature under average climate conditions (Tbiv)	Grad C	-7
Dual mode temperature under warmer climate conditions (Tbiv)	Grad C	2
Seasonal space heating energy efficiency under colder climate conditions for medium-temperature applications (ηs)	%	127
Seasonal space heating energy efficiency under average climate conditions for medium-temperature applications (ηs)	%	138.3
Seasonal space heating energy efficiency under warmer climate conditions for medium-temperature applications (ηs)	%	157
Tj = -7 °C COP, partial load range under colder climate conditions (COPd)		3
Tj = -7 °C COP, partial load range under average climate conditions (COPd)		3
Tj = 2 °C COP, partial load range under colder climate conditions (COPd)		4
Tj = 2 °C COP, partial load range under average climate conditions (COPd)		4
Tj = 2 °C COP, partial load range under warmer climate conditions (COPd)		3
Tj = 7 °C COP, partial load range under colder climate conditions (COPd)		6
Tj = 7 °C COP, partial load range under average climate conditions (COPd)		5

Tj = 7 °C COP, partial load range under warmer climate conditions (COPd)		4
Tj = 12 °C COP, partial load range under colder climate conditions (COPd)		7
Tj = 12 °C COP, partial load range under average climate conditions (COPd)		7
Tj = 12 °C COP, partial load range under warmer climate conditions (COPd)		6
Tj = dual mode temperature under colder climate conditions (COPd)		2
Tj = dual mode temperature under average climate conditions (COPd)		3
Tj = dual mode temperature under warmer climate conditions (COPd)		3
Tj = operating temperature limit under colder climate conditions (COPd)		3
Tj = operating temperature limit under average climate conditions (COPd)		2
Tj = operating temperature limit under warmer climate conditions (COPd)		-
For air source heat pumps: Tj = -15 °C (if TOL < -20 °C) (COPd)		0
Operating temperature limit under colder climate conditions (TOL)		-
Operating temperature limit under average climate conditions (TOL)		-
Operating temperature limit under warmer climate conditions (TOL)		-
Operating temperature limit of heating water under colder climate conditions (WTOL)	Grad C	65
Operating temperature limit of heating water under average climate conditions (WTOL)	Grad C	65
Operating temperature limit of heating water under warmer climate conditions (WTOL)	Grad C	65
Power consumption, off-mode (Poff)	Watt	25
Power consumption, thermostat off-mode (PTO)	Watt	25
Power consumption, standby state (PSB)	Watt	25
Power consumption, operating state, with crankcase heating (PCK)	Watt	0
Rated heating output of auxiliary heater under colder climate conditions (PSUP)		-
Rated heating output of auxiliary heater under average climate conditions (PSUP)	kW	5
Rated heating output of auxiliary heater under warmer climate conditions (PSUP)		-
Type of energy supply, auxiliary heater		elektrisch
Output control		veränderlich
Sound power level, outdoor	dB(A)	46
Sound power level, indoor		-
Annual energy consumption under colder climate conditions for medium-temperature applications (QHE)	kWh/a	14103
Annual energy consumption under average climate conditions for medium-temperature applications (QHE)	kWh/a	9475
Annual energy consumption under warmer climate conditions for medium-temperature applications (QHE)	kWh/a	3373
Flow rate on heat source side	m3/h	2300
Load profile		-
Daily power consumption under colder climate conditions (QELEC)		-
Daily power consumption under average climate conditions (QELEC)		-
Daily power consumption under warmer climate conditions (QELEC)		-
Annual power consumption under colder climate conditions (AEC)		-
Annual power consumption under average climate conditions (AEC)		-
Annual power consumption under warmer climate conditions (AEC)		-
Seasonal space heating energy efficiency under warmer climate conditions for low-temperature applications (η_s)	%	194.1
Energy efficiency, DHW heating (η_{wh}), under average climate conditions		-
Energy efficiency, DHW heating (η_{wh}), warmer climates		-
Special measures	Alle beim Zusammenbau, der Installation oder Wartung des Raumheizgerätes zu treffenden besonderen Vorkehrungen: Siehe Installation- und Montageanweisung	