



**ENERG** Y IJA  
енергия · ενέργεια IE IA

**STIEBEL ELTRON** WPL 23 cool





55 °C

35 °C




**A+**      **A+**

  
**58 dB**

  
**65 dB**

■ 19	■ 18
■ 17	■ 16
■ 15	■ 15

kW      kW



2019

811/2013

**Product datasheet: Room heater to regulation (EU) no. 811/2013 / (S.I. 2019 No. 539 / Schedule 2)**

		<b>WPL 23 cool</b>
		223402
Manufacturer		STIEBEL ELTRON
Energy efficiency class for central heating in moderate climates for medium temperature applications		A+
Energy efficiency class for central heating in moderate climates for low temperature applications		A+
Rated heating output in moderate climates for average temperature applications (Prated)	kW	17
Rated heating output in moderate climates for low temperature applications (Prated)	kW	16
Seasonal room heating efficiency in moderate climates for average temperature applications ( $\eta_s$ )	%	119
Seasonal room heating efficiency in moderate climates for low temperature applications ( $\eta_s$ )	%	136
Annual energy consumption in moderate climates for average temperature applications (QHE)	kWh/a	11997
Annual energy consumption in moderate climates for low temperature applications (QHE)	kWh/a	8891
Sound power level internal	dB(A)	58
Sound power level external	dB(A)	65
Special measures		For all special measures to be taken during assembly, installation or maintenance of the room heater, see the installation instructions
Rated heating output in colder climates for average temperature applications (Prated)	kW	19
Rated heating output in colder climates for low temperature applications (Prated)	kW	18
Rated heating output in warmer climates for average temperature applications (Prated)	kW	15
Rated heating output in warmer climates for low temperature applications (Prated)	kW	15
Seasonal room heating efficiency in colder climates for average temperature applications ( $\eta_s$ )	%	108
Seasonal room heating efficiency in colder climates for low temperature applications ( $\eta_s$ )	%	117
Seasonal room heating efficiency in warmer climates for average temperature applications ( $\eta_s$ )	%	143
Seasonal room heating efficiency in warmer climates for low temperature applications ( $\eta_s$ )	%	172
Annual energy consumption in colder climates for average temperature applications (QHE)	kWh/a	16711
Annual energy consumption in colder climates for low temperature applications (QHE)	kWh/a	13576
Annual energy consumption in warmer climates for average temperature applications (QHE)	kWh/a	6348
Annual energy consumption in warmer climates for low temperature applications (QHE)	kWh/a	4316



# ENERG

енергия · ενεργεια

Y

IJA

IE

IA

**STIEBEL ELTRON**

WPL 23 cool





+ 

+ 

+ 

+ 



A+++

A++

A+ 

A

B

C

D

E

F

G

**Product datasheet: Composite system consisting of room heater and temperature controller to regulation (EU) no. 811/2013 / (S.I. 2019 No. 539 / Schedule 2)**

		<b>WPL 23 cool</b>
		223402
Manufacturer		STIEBEL ELTRON
Seasonal room heating efficiency in moderate climates for average temperature applications ( $\eta_s$ )	%	119
Temperature controller class		VII
Contribution of temperature controller to room heating energy efficiency	%	3
Room heating energy efficiency of composite system under moderate climatic conditions	%	123
Room heating energy efficiency of composite system under colder climatic conditions	%	112
Room heating energy efficiency of composite system under warmer climatic conditions	%	147
Value of differential between room heating energy efficiency under moderate climatic conditions and that under colder climatic conditions	%	11
Value of differential between room heating energy efficiency under warmer climatic conditions and that under moderate climatic conditions	%	24
Energy efficiency class for central heating in moderate climates for medium temperature applications		A+
Room heating energy efficiency class of composite system under moderate climatic conditions		A+

Required details about room heater and combi heater with heat pump to regulation (EU) no. 813/2013 & 811/2013

		<b>WPL 23 cool</b>
		223402
Manufacturer		STIEBEL ELTRON
Heat source		Outside air
With booster heater		x
Combi boiler with heat pump		-
Rated heating output in colder climates for average temperature applications (Prated)	kW	19
Rated heating output in moderate climates for average temperature applications (Prated)	kW	17
Rated heating output in warmer climates for average temperature applications (Prated)	kW	15
Tj = -7 °C heating output, partial load range in colder climates (Pdh)	kW	14.1
Tj = -7 °C heating output, partial load range under moderate climatic conditions (Pdh)	kW	13.8
Tj = -7 °C heating output, partial load range in warmer climates (Pdh)	kW	14.0
Tj = 2 °C heating output, partial load range in colder climates (Pdh)	kW	14.6
Tj = 2 °C heating output, partial load range under moderate climatic conditions (Pdh)	kW	15.5
Tj = 2 °C heating output, partial load range in warmer climates (Pdh)	kW	17.8
Tj = 7 °C heating output, partial load range in colder climates (Pdh)	kW	14.8
Tj = 7 °C heating output, partial load range under moderate climatic conditions (Pdh)	kW	15.1
Tj = 7 °C heating output, partial load range in warmer climates (Pdh)	kW	15.6
Tj = 12 °C heating output, partial load range in colder climates (Pdh)	kW	19.7
Tj = 12 °C heating output, partial load range under moderate climatic conditions (Pdh)	kW	19.0
Tj = 12 °C heating output, partial load range in warmer climates (Pdh)	kW	17.9
Tj = dual mode temperature in colder climates (Pdh)	kW	12.9
Tj = dual mode temperature under moderate climatic conditions (Pdh)	kW	14.3
Tj = dual mode temperature in warmer climates (Pdh)	kW	17.3
Tj = operating temperature limit in colder climates (Pdh)	kW	10.1
Tj = operating temperature limit under moderate climatic conditions (Pdh)	kW	10.1
Tj = operating temperature limit in warmer climates (Pdh)	kW	17.8
For air/water heat pumps: Tj = -15 °C (if TOL < -20 °C) (Pdh)	kW	13.0
Dual mode temperature in colder climates (Tbiv)	°C	-10
Dual mode temperature in moderate climates (Tbiv)	°C	-5
Dual mode temperature in warmer climates (Tbiv)	°C	2
Seasonal room heating efficiency in colder climates for average temperature applications (ηs)	%	108
Seasonal room heating efficiency in moderate climates for average temperature applications (ηs)	%	119
Seasonal room heating efficiency in warmer climates for average temperature applications (ηs)	%	143
Tj = -7 °C COP, partial load range in colder climates (COPd)		2.63
Tj = -7 °C COP, partial load range under moderate climatic conditions (COPd)		2.40
Tj = -7 °C COP, partial load range in warmer climates (COPd)		2.31
Tj = 2 °C COP, partial load range in colder climates (COPd)		3.07
Tj = 2 °C COP, partial load range under moderate climatic conditions (COPd)		2.88
Tj = 2 °C COP, partial load range in warmer climates (COPd)		2.47
Tj = 7 °C COP, partial load range in colder climates (COPd)		3.55
Tj = 7 °C COP, partial load range under moderate climatic conditions (COPd)		3.36
Tj = 7 °C COP, partial load range in warmer climates (COPd)		2.98
Tj = 12 °C COP, partial load range in colder climates (COPd)		4.64
Tj = 12 °C COP, partial load range under moderate climatic conditions (COPd)		4.42
Tj = 12 °C COP, partial load range in warmer climates (COPd)		4.05
Tj = dual mode temperature in colder climates (COPd)		2.51

Tj = dual mode temperature under moderate climatic conditions (COPd)		2.51
Tj = dual mode temperature in warmer climates (COPd)		2.47
Tj = operating temperature limit in colder climates (COPd)		2.09
Tj = operating temperature limit under moderate climatic conditions (COPd)		2.26
Tj = operating temperature limit in warmer climates (COPd)		2.47
For air/water heat pumps: Tj= -15 °C (if TOL < -20 °C) (COPd)		2.07
Heating water operating temperature limit (WTOL)	°C	60
Power consumption, OFF state (Poff)	W	9
Power consumption, thermostat OFF state (PTO)	W	9
Standby power consumption (PSB)	W	9
Power consumption, operating state, with crankcase heating (PCK)	W	72
Booster heater heating output in moderate climate (Psup)	kW	7.6
Type of energy supply, booster heater		electric
Power control		Fixed
Sound power level external	dB(A)	65
Sound power level internal	dB(A)	58
Annual energy consumption in colder climates for average temperature applications (QHE)	kWh/a	16711
Annual energy consumption in moderate climates for average temperature applications (QHE)	kWh/a	11997
Annual energy consumption in warmer climates for average temperature applications (QHE)	kWh/a	6348
Flow rate, heat source side	m <sup>3</sup> /h	3500
Special measures	For all special measures to be taken during assembly, installation or maintenance of the room heater, see the installation instructions	