



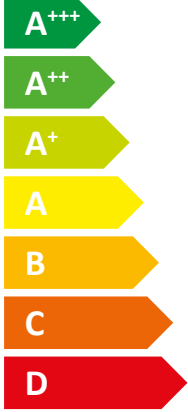

ENERG

енергия · ενέργεια

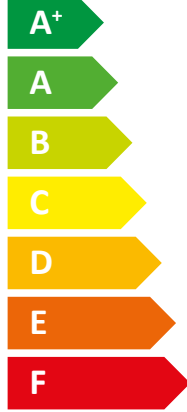
Y IJA
IE IA

STIEBEL ELTRON

LWZ 5 S Plus



A+



A

Two icons showing sound power levels. The top icon shows a house with a speaker and the text "52 dB". The bottom icon shows a house with a speaker and the text "52 dB".



A legend for power output levels, consisting of three colored squares with corresponding text: a dark blue square for "9 kW", a medium blue square for "6 kW", and a light blue square for "7 kW".

2019

811/2013

Product datasheet: Combi heater to regulation (EU) no. 811/2013 / (S.I. 2019 No. 539 / Schedule 2)

		LWZ 5 S Plus
		201291
Manufacturer		STIEBEL ELTRON
Load profile		XL
Energy efficiency class for central heating in moderate climates for medium temperature applications		A+
Energy efficiency class for central heating in moderate climates for low temperature applications		A++
Energy efficiency category for DHW heating under moderate climatic conditions		A
Rated heating output in moderate climates for average temperature applications (Prated)	kW	7
Rated heating output in moderate climates for low temperature applications (Prated)	kW	6
Annual energy consumption in moderate climates for average temperature applications (QHE)	kWh/a	4138
Annual energy consumption in moderate climates for low temperature applications (QHE)	kWh/a	3280
Annual power consumption in moderate climates (AEC)	kWh/a	1676
Seasonal room heating efficiency in moderate climates for average temperature applications (η_s)	%	121
Seasonal room heating efficiency in moderate climates for low temperature applications (η_s)	%	154
Energy efficiency for DHW heating (η_{wh}) under moderate climatic conditions	%	102
Sound power level internal	dB(A)	52
Sound power level external	dB(A)	52
Special measures		For all special measures to be taken during assembly, installation or maintenance of the room heater, see the installation instructions
Rated heating output in colder climates for average temperature applications (Prated)	kW	9
Rated heating output in colder climates for low temperature applications (Prated)	kW	9
Rated heating output in warmer climates for average temperature applications (Prated)	kW	7
Rated heating output in warmer climates for low temperature applications (Prated)	kW	7
Annual energy consumption in colder climates for average temperature applications (QHE)	kWh/a	8311
Annual energy consumption in colder climates for low temperature applications (QHE)	kWh/a	6605
Annual energy consumption in warmer climates for average temperature applications (QHE)	kWh/a	2694
Annual energy consumption in warmer climates for low temperature applications (QHE)	kWh/a	1977
Annual power consumption in colder climates (AEC)	kWh/a	2042
Annual power consumption in warmer climates (AEC)	kWh/a	1183
Seasonal room heating efficiency in colder climates for average temperature applications (η_s)	%	101
Seasonal room heating efficiency in colder climates for low temperature applications (η_s)	%	135
Seasonal room heating efficiency in warmer climates for average temperature applications (η_s)	%	134
Seasonal room heating efficiency in warmer climates for low temperature applications (η_s)	%	178
Energy efficiency for DHW heating (η_{wh}) under colder climatic conditions	%	84
Energy efficiency for DHW heating (η_{wh}) under warmer climatic conditions	%	145
Operation exclusively enabled during low load times		-



ENERG

енергия · ενέργεια

Y

IJA

IE

IA

STIEBEL ELTRON

LWZ 5 S Plus

A+ A

A+++
A++
A+
A
B
C
D
E
F
G

A++

+

+

+

+

XL

A+++
A++
A+
A
B
C
D
E
F
G

A

Product datasheet: Composite system consisting of room heater and temperature controller to regulation (EU) no. 811/2013 / (S.I. 2019 No. 539 / Schedule 2)

		LWZ 5 S Plus
		201291
Manufacturer		STIEBEL ELTRON
Seasonal room heating efficiency in moderate climates for average temperature applications (η_s)	%	121
Temperature controller class		VI
Contribution of temperature controller to room heating energy efficiency	%	4
Value of differential between room heating energy efficiency under moderate climatic conditions and that under colder climatic conditions	%	20
Value of differential between room heating energy efficiency under warmer climatic conditions and that under moderate climatic conditions	%	13
Energy efficiency class for central heating in moderate climates for medium temperature applications		A+
Room heating energy efficiency class of composite system under moderate climatic conditions		A++
Energy efficiency category for DHW heating under moderate climatic conditions		A
Load profile		XL

Required details about room heater and combi heater with heat pump to regulation (EU) no. 813/2013 & 811/2013

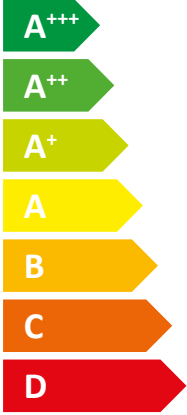

		LWZ 5 S Plus
		201291
Manufacturer		STIEBEL ELTRON
Rated heating output in colder climates for average temperature applications (Prated)	kW	9
Rated heating output in moderate climates for average temperature applications (Prated)	kW	7
Rated heating output in warmer climates for average temperature applications (Prated)	kW	7
Tj = -7 °C heating output, partial load range in colder climates (Pdh)	kW	5.3
Tj = -7 °C heating output, partial load range under moderate climatic conditions (Pdh)	kW	5.54
Tj = 2 °C heating output, partial load range in colder climates (Pdh)	kW	3.3
Tj = 2 °C heating output, partial load range under moderate climatic conditions (Pdh)	kW	3.41
Tj = 2 °C heating output, partial load range in warmer climates (Pdh)	kW	6.9
Tj = 7 °C heating output, partial load range in colder climates (Pdh)	kW	2.8
Tj = 7 °C heating output, partial load range under moderate climatic conditions (Pdh)	kW	2.71
Tj = 7 °C heating output, partial load range in warmer climates (Pdh)	kW	4.5
Tj = 12 °C heating output, partial load range in colder climates (Pdh)	kW	3.2
Tj = 12 °C heating output, partial load range under moderate climatic conditions (Pdh)	kW	3.19
Tj = 12 °C heating output, partial load range in warmer climates (Pdh)	kW	3.2
Tj = dual mode temperature in colder climates (Pdh)	kW	5.3
Tj = dual mode temperature under moderate climatic conditions (Pdh)	kW	5.54
Tj = dual mode temperature in warmer climates (Pdh)	kW	6.9
Tj = operating temperature limit in colder climates (Pdh)	kW	2.6
Tj = operating temperature limit under moderate climatic conditions (Pdh)	kW	2.67
Tj = operating temperature limit in warmer climates (Pdh)	kW	6.9
Dual mode temperature in colder climates (Tbiv)	°C	-7
Dual mode temperature in moderate climates (Tbiv)	°C	-7
Dual mode temperature in warmer climates (Tbiv)	°C	2
Seasonal room heating efficiency in colder climates for average temperature applications (η_s)	%	101
Seasonal room heating efficiency in moderate climates for average temperature applications (η_s)	%	121
Seasonal room heating efficiency in warmer climates for average temperature applications (η_s)	%	134
Tj = -7 °C COP, partial load range in colder climates (COPd)		2.52
Tj = -7 °C COP, partial load range under moderate climatic conditions (COPd)		2.26
Tj = 2 °C COP, partial load range in colder climates (COPd)		3.5
Tj = 2 °C COP, partial load range under moderate climatic conditions (COPd)		3.27
Tj = 2 °C COP, partial load range in warmer climates (COPd)		2.5
Tj = 7 °C COP, partial load range in colder climates (COPd)		4.56
Tj = 7 °C COP, partial load range under moderate climatic conditions (COPd)		4.09
Tj = 7 °C COP, partial load range in warmer climates (COPd)		3.28
Tj = 12 °C COP, partial load range in colder climates (COPd)		5.59
Tj = 12 °C COP, partial load range under moderate climatic conditions (COPd)		5.26
Tj = 12 °C COP, partial load range in warmer climates (COPd)		4.98
Tj = dual mode temperature in colder climates (COPd)		2.52
Tj = dual mode temperature under moderate climatic conditions (COPd)		2.26
Tj = dual mode temperature in warmer climates (COPd)		2.5
Tj = operating temperature limit in colder climates (COPd)		2.09
Tj = operating temperature limit under moderate climatic conditions (COPd)		1.88
Tj = operating temperature limit in warmer climates (COPd)		2.5

Heating water operating temperature limit (WTOL)	°C	60
Power consumption, OFF state (Poff)	W	27
Power consumption, thermostat OFF state (PTO)	W	63
Standby power consumption (PSB)	W	27
Power consumption, operating state, with crankcase heating (PCK)	W	35
Booster heater heating output (PSUB)	kW	3.55
Sound power level external	dB(A)	52
Sound power level internal	dB(A)	52
Annual energy consumption in colder climates for average temperature applications (QHE)	kWh/a	8311
Annual energy consumption in moderate climates for average temperature applications (QHE)	kWh/a	4138
Annual energy consumption in warmer climates for average temperature applications (QHE)	kWh/a	2694
Load profile		XL
Annual power consumption in colder climates (AEC)	kWh/a	2042
Annual power consumption in moderate climates (AEC)	kWh/a	1676
Annual power consumption in warmer climates (AEC)	kWh/a	1183
Energy efficiency for DHW heating (Γ_{wh}) under moderate climatic conditions	%	102
Special measures	For all special measures to be taken during assembly, installation or maintenance of the room heater, see the installation instructions	



ENERG Y IJA
 енергия · ενέργεια IE IA

STIEBEL ELTRON LWZ 8 CS Premium



A++



A

Two icons showing sound power levels. The top icon shows a house with sound waves and the text "50 dB". The bottom icon shows a house with sound waves and the text "50 dB".



Legend for power output levels, shown as colored squares: 14 kW (dark blue), 10 kW (medium blue), and 9 kW (light blue).

2019

811/2013

Product datasheet: Combi heater to regulation (EU) no. 811/2013 / (S.I. 2019 No. 539 / Schedule 2)

		LWZ 8 CS Premium
		201290
Manufacturer		STIEBEL ELTRON
Load profile		XL
Energy efficiency class for central heating in moderate climates for medium temperature applications		A++
Energy efficiency class for central heating in moderate climates for low temperature applications		A++
Energy efficiency category for DHW heating under moderate climatic conditions		A
Rated heating output in moderate climates for average temperature applications (Prated)	kW	7
Rated heating output in moderate climates for low temperature applications (Prated)	kW	10
Annual energy consumption in moderate climates for average temperature applications (QHE)	kWh/a	4199
Annual energy consumption in moderate climates for low temperature applications (QHE)	kWh/a	4755
Annual power consumption in moderate climates (AEC)	kWh/a	1676
Seasonal room heating efficiency in moderate climates for average temperature applications (η_s)	%	128
Seasonal room heating efficiency in moderate climates for low temperature applications (η_s)	%	163
Energy efficiency for DHW heating (η_{wh}) under moderate climatic conditions	%	102
Sound power level internal	dB(A)	50
Sound power level external	dB(A)	50
Special measures		For all special measures to be taken during assembly, installation or maintenance of the room heater, see the installation instructions
Rated heating output in colder climates for average temperature applications (Prated)	kW	11
Rated heating output in colder climates for low temperature applications (Prated)	kW	14
Rated heating output in warmer climates for average temperature applications (Prated)	kW	8
Rated heating output in warmer climates for low temperature applications (Prated)	kW	9
Annual energy consumption in colder climates for average temperature applications (QHE)	kWh/a	9932
Annual energy consumption in colder climates for low temperature applications (QHE)	kWh/a	10498
Annual energy consumption in warmer climates for average temperature applications (QHE)	kWh/a	2911
Annual energy consumption in warmer climates for low temperature applications (QHE)	kWh/a	2243
Annual power consumption in colder climates (AEC)	kWh/a	2042
Annual power consumption in warmer climates (AEC)	kWh/a	1183
Seasonal room heating efficiency in colder climates for average temperature applications (η_s)	%	102
Seasonal room heating efficiency in colder climates for low temperature applications (η_s)	%	131
Seasonal room heating efficiency in warmer climates for average temperature applications (η_s)	%	150
Seasonal room heating efficiency in warmer climates for low temperature applications (η_s)	%	207
Energy efficiency for DHW heating (η_{wh}) under colder climatic conditions	%	84
Energy efficiency for DHW heating (η_{wh}) under warmer climatic conditions	%	145
Operation exclusively enabled during low load times		-



ENERG

енергия · ενέργεια

Y

IJA

IE

IA

STIEBEL ELTRON

LWZ 8 CS Premium

A++

A

XL

A+++

A++

A+

A

B

C

D

E

F

G

A++

+

+

+

+

X

XL

A+++

A++

A+

A

B

C

D

E

F

G

A

Product datasheet: Composite system consisting of room heater and temperature controller to regulation (EU) no. 811/2013 / (S.I. 2019 No. 539 / Schedule 2)

		LWZ 8 CS Premium
		201290
Manufacturer		STIEBEL ELTRON
Seasonal room heating efficiency in moderate climates for average temperature applications (η_s)	%	128
Temperature controller class		VI
Contribution of temperature controller to room heating energy efficiency	%	4
Value of differential between room heating energy efficiency under moderate climatic conditions and that under colder climatic conditions	%	26
Value of differential between room heating energy efficiency under warmer climatic conditions and that under moderate climatic conditions	%	22
Energy efficiency class for central heating in moderate climates for medium temperature applications		A++
Room heating energy efficiency class of composite system under moderate climatic conditions		A++
Energy efficiency category for DHW heating under moderate climatic conditions		A
Load profile		XL

Required details about room heater and combi heater with heat pump to regulation (EU) no. 813/2013 & 811/2013

		LWZ 8 CS Premium
		201290
Manufacturer		STIEBEL ELTRON
Rated heating output in colder climates for average temperature applications (Prated)	kW	11
Rated heating output in moderate climates for average temperature applications (Prated)	kW	7
Rated heating output in warmer climates for average temperature applications (Prated)	kW	8
Tj = -7 °C heating output, partial load range in colder climates (Pdh)	kW	6.4
Tj = -7 °C heating output, partial load range under moderate climatic conditions (Pdh)	kW	5.87
Tj = 2 °C heating output, partial load range in colder climates (Pdh)	kW	3.9
Tj = 2 °C heating output, partial load range under moderate climatic conditions (Pdh)	kW	3.52
Tj = 2 °C heating output, partial load range in warmer climates (Pdh)	kW	8.3
Tj = 7 °C heating output, partial load range in colder climates (Pdh)	kW	2.8
Tj = 7 °C heating output, partial load range under moderate climatic conditions (Pdh)	kW	2.72
Tj = 7 °C heating output, partial load range in warmer climates (Pdh)	kW	5.4
Tj = 12 °C heating output, partial load range in colder climates (Pdh)	kW	3.2
Tj = 12 °C heating output, partial load range under moderate climatic conditions (Pdh)	kW	3.2
Tj = 12 °C heating output, partial load range in warmer climates (Pdh)	kW	3.2
Tj = dual mode temperature in colder climates (Pdh)	kW	6.4
Tj = dual mode temperature under moderate climatic conditions (Pdh)	kW	5.87
Tj = dual mode temperature in warmer climates (Pdh)	kW	8.3
Tj = operating temperature limit in colder climates (Pdh)	kW	2.6
Tj = operating temperature limit under moderate climatic conditions (Pdh)	kW	2.67
Tj = operating temperature limit in warmer climates (Pdh)	kW	8.3
Dual mode temperature in colder climates (Tbiv)	°C	-7
Dual mode temperature in moderate climates (Tbiv)	°C	-7
Dual mode temperature in warmer climates (Tbiv)	°C	2
Seasonal room heating efficiency in colder climates for average temperature applications (η_s)	%	102
Seasonal room heating efficiency in moderate climates for average temperature applications (η_s)	%	128
Seasonal room heating efficiency in warmer climates for average temperature applications (η_s)	%	150
Tj = -7 °C COP, partial load range in colder climates (COPd)		2.5
Tj = -7 °C COP, partial load range under moderate climatic conditions (COPd)		2.26
Tj = 2 °C COP, partial load range in colder climates (COPd)		3.48
Tj = 2 °C COP, partial load range under moderate climatic conditions (COPd)		3.27
Tj = 2 °C COP, partial load range in warmer climates (COPd)		2.34
Tj = 7 °C COP, partial load range in colder climates (COPd)		4.68
Tj = 7 °C COP, partial load range under moderate climatic conditions (COPd)		4.14
Tj = 7 °C COP, partial load range in warmer climates (COPd)		3.26
Tj = 12 °C COP, partial load range in colder climates (COPd)		5.67
Tj = 12 °C COP, partial load range under moderate climatic conditions (COPd)		5.29
Tj = 12 °C COP, partial load range in warmer climates (COPd)		5.11
Tj = dual mode temperature in colder climates (COPd)		2.5
Tj = dual mode temperature under moderate climatic conditions (COPd)		2.26
Tj = dual mode temperature in warmer climates (COPd)		2.34
Tj = operating temperature limit in colder climates (COPd)		2.09
Tj = operating temperature limit under moderate climatic conditions (COPd)		1.88
Tj = operating temperature limit in warmer climates (COPd)		2.34

Heating water operating temperature limit (WTOL)	°C	60
Power consumption, OFF state (Poff)	W	27
Power consumption, thermostat OFF state (PTO)	W	63
Standby power consumption (PSB)	W	27
Power consumption, operating state, with crankcase heating (PCK)	W	35
Booster heater heating output (PSUB)	kW	3.97
Sound power level external	dB(A)	50
Sound power level internal	dB(A)	50
Annual energy consumption in colder climates for average temperature applications (QHE)	kWh/a	9932
Annual energy consumption in moderate climates for average temperature applications (QHE)	kWh/a	4199
Annual energy consumption in warmer climates for average temperature applications (QHE)	kWh/a	2911
Load profile		XL
Annual power consumption in colder climates (AEC)	kWh/a	2042
Annual power consumption in moderate climates (AEC)	kWh/a	1676
Annual power consumption in warmer climates (AEC)	kWh/a	1183
Energy efficiency for DHW heating (Γ_{wh}) under moderate climatic conditions	%	102
Special measures	For all special measures to be taken during assembly, installation or maintenance of the room heater, see the installation instructions	