



ENERG
енергия · ενεργεια



WPL 25 IK Set

STIEBEL ELTRON



55 °C

35 °C



A⁺⁺

A⁺⁺



49 dB



53 dB

■ 20

■ 14

■ 8

kW

■ 19

■ 13

■ 8

kW



2019

811/2013


Product datasheet: Space heater to Regulation (EU) No 811/2013 (S.I. 2019 No. 539 / Programme 2)

		WPL 25 IK Set
		231887
Manufacturer		STIEBEL ELTRON
Space heating energy efficiency class under average climate conditions, medium-temperature applications (A+++ -> D)		A++
Energy efficiency class, space heating under average climate conditions, low-temperature applications (A+++ -> D)		A++
Rated heating output under average climate conditions for medium-temperature applications (P rated)	kW	14
Rated heating output under average climate conditions for low-temperature applications (P rated)	kW	13
Seasonal space heating energy efficiency under average climate conditions for medium-temperature applications (η_s)	%	133
Seasonal space heating energy efficiency under average climate conditions for low-temperature applications (η_s)	%	175
Annual energy consumption under average climate conditions for medium-temperature applications (QHE)	kWh/a	8604
Annual energy consumption under average climate conditions for low-temperature applications (QHE)	kWh/a	6205
Sound power level, indoor	dB(A)	49
Option for operation only at off-peak times		-
Rated heating output under colder climate conditions for medium-temperature applications (P rated)	kW	20
Rated heating output under colder climate conditions for low-temperature applications (P rated)	kW	19
Rated heating output under warmer climate conditions for medium-temperature applications (P rated)	kW	8
Rated heating output under warmer climate conditions for low-temperature applications (P rated)	kW	8
Seasonal space heating energy efficiency under colder climate conditions for medium-temperature applications (η_s)	%	126
Seasonal space heating energy efficiency under colder climate conditions for low-temperature applications (η_s)	%	158
Seasonal space heating energy efficiency under warmer climate conditions for medium-temperature applications (η_s)	%	147
Seasonal space heating energy efficiency under warmer climate conditions for low-temperature applications (η_s)	%	213
Annual energy consumption under colder climate conditions for medium-temperature applications (QHE)	kWh/a	15337
Annual energy consumption under colder climate conditions for low-temperature applications (QHE)	kWh/a	11410
Annual energy consumption under warmer climate conditions for medium-temperature applications (QHE)	kWh/a	2829
Annual energy consumption under warmer climate conditions for low-temperature applications (QHE)	kWh/a	2015
Sound power level, outdoor	dB(A)	53



ENERG

енергия · ενεργεια



WPL 25 IK Set

STIEBEL ELTRON



A⁺⁺

A⁺⁺⁺

A⁺⁺

A⁺

A

B


C

D


E

F

G



+



+



+



+



Product datasheet: Space heater to Regulation (EU) No 811/2013 (S.I. 2019 No. 539 / Programme 2)

		WPL 25 IK Set
		231887
Manufacturer		STIEBEL ELTRON
Seasonal space heating energy efficiency under average climate conditions for low-temperature applications (η_s)	%	175
Temperature control class		VI
Contribution of temperature control to space heating energy efficiency	%	4
Space heating energy efficiency of package under average climate conditions		-
Space heating energy efficiency of package under colder climate conditions		-
Space heating energy efficiency of package under warmer climate conditions		-
Value of differential between space heating energy efficiency under average climate conditions and that under colder climate conditions	%	7
Value of differential between space heating energy efficiency under warmer climate conditions and that under average climate conditions	%	14
Energy efficiency class, space heating under average climate conditions, low-temperature applications (A+++ -> D)		A++
Space heating energy efficiency class of package under average climate conditions (A+++ -> D)		-

Product datasheet: Space heater to Regulation (EU) No 811/2013 (S.I. 2019 No. 539 / Programme 2)

		WPL 25 IK Set
		231887
Manufacturer		STIEBEL ELTRON
Heat source		-
Low temperature heat pump		-
With auxiliary heater		-
Combination heater with heat pump		-
Rated heating output under colder climate conditions for medium-temperature applications (P rated)	kW	20
Rated heating output under average climate conditions for medium-temperature applications (P rated)	kW	14
Rated heating output under warmer climate conditions for medium-temperature applications (P rated)	kW	8
Tj = -7 °C heating output, partial load range under colder climate conditions (Pdh)		-
Tj = -7 °C heating output, partial load range under average climate conditions (Pdh)	kW	11.8
Tj = 2 °C heating output, partial load range under colder climate conditions (Pdh)		-
Tj = 2 °C heating output, partial load range under average climate conditions (Pdh)	kW	8.2
Tj = 2 °C heating output, partial load range under warmer climate conditions (Pdh)		-
Tj = 7 °C heating output, partial load range under colder climate conditions (Pdh)		-
Tj = 7 °C heating output, partial load range under average climate conditions (Pdh)	kW	6.5
Tj = 7 °C heating output, partial load range under warmer climate conditions (Pdh)		-
Tj = 12 °C heating output, partial load range under colder climate conditions (Pdh)		-
Tj = 12 °C heating output, partial load range under average climate conditions (Pdh)	kW	3.2
Tj = 12 °C heating output, partial load range under warmer climate conditions (Pdh)		-
Tj = dual mode temperature under colder climate conditions (Pdh)		-
Tj = dual mode temperature under average climate conditions (Pdh)	kW	11.3
Tj = dual mode temperature under warmer climate conditions (Pdh)		-
Tj = operating temperature limit under colder climate conditions (Pdh)		-
Tj = operating temperature limit under average climate conditions (Pdh)	kW	13
Tj = operating temperature limit under warmer climate conditions (Pdh)		-
For air source heat pumps: Tj = -15 °C (if TOL < -20 °C) (Pdh)	kW	15.2
Dual mode temperature under colder climate conditions (Tbiv)		-
Dual mode temperature under average climate conditions (Tbiv)	Grad C	-6
Dual mode temperature under warmer climate conditions (Tbiv)		-
Seasonal space heating energy efficiency under colder climate conditions for medium-temperature applications (ηs)	%	126
Seasonal space heating energy efficiency under average climate conditions for medium-temperature applications (ηs)	%	133
Seasonal space heating energy efficiency under warmer climate conditions for medium-temperature applications (ηs)	%	147
Tj = -7 °C COP, partial load range under colder climate conditions (COPd)		-
Tj = -7 °C COP, partial load range under average climate conditions (COPd)		3.1
Tj = 2 °C COP, partial load range under colder climate conditions (COPd)		-
Tj = 2 °C COP, partial load range under average climate conditions (COPd)		4.3
Tj = 2 °C COP, partial load range under warmer climate conditions (COPd)		-
Tj = 7 °C COP, partial load range under colder climate conditions (COPd)		-
Tj = 7 °C COP, partial load range under average climate conditions (COPd)		5.4

Tj = 7 °C COP, partial load range under warmer climate conditions (COPd)		-
Tj = 12 °C COP, partial load range under colder climate conditions (COPd)		-
Tj = 12 °C COP, partial load range under average climate conditions (COPd)		1049
Tj = 12 °C COP, partial load range under warmer climate conditions (COPd)		-
Tj = dual mode temperature under colder climate conditions (COPd)		-
Tj = dual mode temperature under average climate conditions (COPd)		3.2
Tj = dual mode temperature under warmer climate conditions (COPd)		-
Tj = operating temperature limit under colder climate conditions (COPd)		-
Tj = operating temperature limit under average climate conditions (COPd)		2.9
Tj = operating temperature limit under warmer climate conditions (COPd)		-
For air source heat pumps: Tj = -15 °C (if TOL < -20 °C) (COPd)		2.7
Operating temperature limit under colder climate conditions (TOL)		-
Operating temperature limit under average climate conditions (TOL)		-
Operating temperature limit under warmer climate conditions (TOL)		-
Operating temperature limit of heating water under colder climate conditions (WTOL)		-
Operating temperature limit of heating water under average climate conditions (WTOL)	Grad C	65
Operating temperature limit of heating water under warmer climate conditions (WTOL)		-
Power consumption, off-mode (Poff)	Watt	18
Power consumption, thermostat off-mode (PTO)	Watt	66
Power consumption, standby state (PSB)	Watt	18
Power consumption, operating state, with crankcase heating (PCK)	Watt	18
Rated heating output of auxiliary heater under colder climate conditions (PSUP)		-
Rated heating output of auxiliary heater under average climate conditions (PSUP)	kW	0.4
Rated heating output of auxiliary heater under warmer climate conditions (PSUP)		-
Type of energy supply, auxiliary heater		elektrisch
Output control		veränderlich
Sound power level, outdoor	dB(A)	53
Sound power level, indoor	dB(A)	49
Annual energy consumption under colder climate conditions for medium-temperature applications (QHE)	kWh/a	15337
Annual energy consumption under average climate conditions for medium-temperature applications (QHE)	kWh/a	8604
Annual energy consumption under warmer climate conditions for medium-temperature applications (QHE)	kWh/a	2829
Flow rate on heat source side	m3/h	4000