




ENERG

енергия · ενέργεια

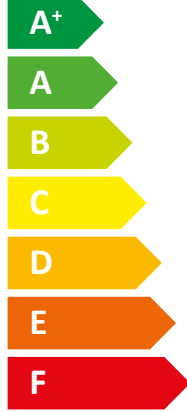
Y IJA
IE IA

STIEBEL ELTRON

LWZ 5 S Plus



A+



A

Two icons showing sound power levels. The top icon shows a speaker inside a house with the text "52 dB". The bottom icon shows a speaker outside a house with the text "52 dB".



A legend for power output levels, consisting of three colored squares with corresponding text: a dark blue square for "9 kW", a medium blue square for "6 kW", and a light blue square for "7 kW".

2019

811/2013

Product datasheet: Combi heater to regulation (EU) no. 811/2013 / (S.I. 2019 No. 539 / Schedule 2)

| | | LWZ 5 S Plus |
|---|---|---------------------|
| | | 201291 |
| Manufacturer | | STIEBEL ELTRON |
| Load profile | | XL |
| Energy efficiency class for central heating in moderate climates for medium temperature applications | | A+ |
| Energy efficiency class for central heating in moderate climates for low temperature applications | | A++ |
| Energy efficiency category for DHW heating under moderate climatic conditions | | A |
| Rated heating output in moderate climates for average temperature applications (Prated) | kW | 7 |
| Rated heating output in moderate climates for low temperature applications (Prated) | kW | 6 |
| Annual energy consumption in moderate climates for average temperature applications (QHE) | kWh/a | 4138 |
| Annual energy consumption in moderate climates for low temperature applications (QHE) | kWh/a | 3280 |
| Annual power consumption in moderate climates (AEC) | kWh/a | 1676 |
| Seasonal room heating efficiency in moderate climates for average temperature applications (η_s) | % | 121 |
| Seasonal room heating efficiency in moderate climates for low temperature applications (η_s) | % | 154 |
| Energy efficiency for DHW heating (η_{wh}) under moderate climatic conditions | % | 102 |
| Sound power level internal | dB(A) | 52 |
| Sound power level external | dB(A) | 52 |
| Special measures | For all special measures to be taken during assembly, installation or maintenance of the room heater, see the installation instructions | |
| Rated heating output in colder climates for average temperature applications (Prated) | kW | 9 |
| Rated heating output in colder climates for low temperature applications (Prated) | kW | 9 |
| Rated heating output in warmer climates for average temperature applications (Prated) | kW | 7 |
| Rated heating output in warmer climates for low temperature applications (Prated) | kW | 7 |
| Annual energy consumption in colder climates for average temperature applications (QHE) | kWh/a | 8311 |
| Annual energy consumption in colder climates for low temperature applications (QHE) | kWh/a | 6605 |
| Annual energy consumption in warmer climates for average temperature applications (QHE) | kWh/a | 2694 |
| Annual energy consumption in warmer climates for low temperature applications (QHE) | kWh/a | 1977 |
| Annual power consumption in colder climates (AEC) | kWh/a | 2042 |
| Annual power consumption in warmer climates (AEC) | kWh/a | 1183 |
| Seasonal room heating efficiency in colder climates for average temperature applications (η_s) | % | 101 |
| Seasonal room heating efficiency in colder climates for low temperature applications (η_s) | % | 135 |
| Seasonal room heating efficiency in warmer climates for average temperature applications (η_s) | % | 134 |
| Seasonal room heating efficiency in warmer climates for low temperature applications (η_s) | % | 178 |
| Energy efficiency for DHW heating (η_{wh}) under colder climatic conditions | % | 84 |
| Energy efficiency for DHW heating (η_{wh}) under warmer climatic conditions | % | 145 |
| Operation exclusively enabled during low load times | | - |



ENERG

енергия · ενέργεια

Y

IJA

IE

IA

STIEBEL ELTRON

LWZ 5 S Plus

A+ A XL

A+++
A++
A+
A
B
C
D
E
F
G

A++

+

+

+

+

XL

A+++
A++
A+
A
B
C
D
E
F
G

A

Product datasheet: Composite system consisting of room heater and temperature controller to regulation (EU) no. 811/2013 / (S.I. 2019 No. 539 / Schedule 2)

| | | LWZ 5 S Plus |
|---|---|---------------------|
| | | 201291 |
| Manufacturer | | STIEBEL ELTRON |
| Seasonal room heating efficiency in moderate climates for average temperature applications (η_s) | % | 121 |
| Temperature controller class | | VI |
| Contribution of temperature controller to room heating energy efficiency | % | 4 |
| Value of differential between room heating energy efficiency under moderate climatic conditions and that under colder climatic conditions | % | 20 |
| Value of differential between room heating energy efficiency under warmer climatic conditions and that under moderate climatic conditions | % | 13 |
| Energy efficiency class for central heating in moderate climates for medium temperature applications | | A+ |
| Room heating energy efficiency class of composite system under moderate climatic conditions | | A++ |
| Energy efficiency category for DHW heating under moderate climatic conditions | | A |
| Load profile | | XL |

Required details about room heater and combi heater with heat pump to regulation (EU) no. 813/2013 & 811/2013

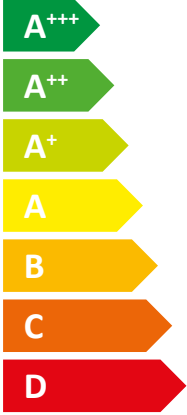

| | | LWZ 5 S Plus |
|---|----|----------------|
| | | 201291 |
| Manufacturer | | STIEBEL ELTRON |
| Rated heating output in colder climates for average temperature applications (Prated) | kW | 9 |
| Rated heating output in moderate climates for average temperature applications (Prated) | kW | 7 |
| Rated heating output in warmer climates for average temperature applications (Prated) | kW | 7 |
| Tj = -7 °C heating output, partial load range in colder climates (Pdh) | kW | 5.3 |
| Tj = -7 °C heating output, partial load range under moderate climatic conditions (Pdh) | kW | 5.54 |
| Tj = 2 °C heating output, partial load range in colder climates (Pdh) | kW | 3.3 |
| Tj = 2 °C heating output, partial load range under moderate climatic conditions (Pdh) | kW | 3.41 |
| Tj = 2 °C heating output, partial load range in warmer climates (Pdh) | kW | 6.9 |
| Tj = 7 °C heating output, partial load range in colder climates (Pdh) | kW | 2.8 |
| Tj = 7 °C heating output, partial load range under moderate climatic conditions (Pdh) | kW | 2.71 |
| Tj = 7 °C heating output, partial load range in warmer climates (Pdh) | kW | 4.5 |
| Tj = 12 °C heating output, partial load range in colder climates (Pdh) | kW | 3.2 |
| Tj = 12 °C heating output, partial load range under moderate climatic conditions (Pdh) | kW | 3.19 |
| Tj = 12 °C heating output, partial load range in warmer climates (Pdh) | kW | 3.2 |
| Tj = dual mode temperature in colder climates (Pdh) | kW | 5.3 |
| Tj = dual mode temperature under moderate climatic conditions (Pdh) | kW | 5.54 |
| Tj = dual mode temperature in warmer climates (Pdh) | kW | 6.9 |
| Tj = operating temperature limit in colder climates (Pdh) | kW | 2.6 |
| Tj = operating temperature limit under moderate climatic conditions (Pdh) | kW | 2.67 |
| Tj = operating temperature limit in warmer climates (Pdh) | kW | 6.9 |
| Dual mode temperature in colder climates (Tbiv) | °C | -7 |
| Dual mode temperature in moderate climates (Tbiv) | °C | -7 |
| Dual mode temperature in warmer climates (Tbiv) | °C | 2 |
| Seasonal room heating efficiency in colder climates for average temperature applications (η_s) | % | 101 |
| Seasonal room heating efficiency in moderate climates for average temperature applications (η_s) | % | 121 |
| Seasonal room heating efficiency in warmer climates for average temperature applications (η_s) | % | 134 |
| Tj = -7 °C COP, partial load range in colder climates (COPd) | | 2.52 |
| Tj = -7 °C COP, partial load range under moderate climatic conditions (COPd) | | 2.26 |
| Tj = 2 °C COP, partial load range in colder climates (COPd) | | 3.5 |
| Tj = 2 °C COP, partial load range under moderate climatic conditions (COPd) | | 3.27 |
| Tj = 2 °C COP, partial load range in warmer climates (COPd) | | 2.5 |
| Tj = 7 °C COP, partial load range in colder climates (COPd) | | 4.56 |
| Tj = 7 °C COP, partial load range under moderate climatic conditions (COPd) | | 4.09 |
| Tj = 7 °C COP, partial load range in warmer climates (COPd) | | 3.28 |
| Tj = 12 °C COP, partial load range in colder climates (COPd) | | 5.59 |
| Tj = 12 °C COP, partial load range under moderate climatic conditions (COPd) | | 5.26 |
| Tj = 12 °C COP, partial load range in warmer climates (COPd) | | 4.98 |
| Tj = dual mode temperature in colder climates (COPd) | | 2.52 |
| Tj = dual mode temperature under moderate climatic conditions (COPd) | | 2.26 |
| Tj = dual mode temperature in warmer climates (COPd) | | 2.5 |
| Tj = operating temperature limit in colder climates (COPd) | | 2.09 |
| Tj = operating temperature limit under moderate climatic conditions (COPd) | | 1.88 |
| Tj = operating temperature limit in warmer climates (COPd) | | 2.5 |

| | | |
|---|---|------|
| Heating water operating temperature limit (WTOL) | °C | 60 |
| Power consumption, OFF state (Poff) | W | 27 |
| Power consumption, thermostat OFF state (PTO) | W | 63 |
| Standby power consumption (PSB) | W | 27 |
| Power consumption, operating state, with crankcase heating (PCK) | W | 35 |
| Booster heater heating output (PSUB) | kW | 3.55 |
| Sound power level external | dB(A) | 52 |
| Sound power level internal | dB(A) | 52 |
| Annual energy consumption in colder climates for average temperature applications (QHE) | kWh/a | 8311 |
| Annual energy consumption in moderate climates for average temperature applications (QHE) | kWh/a | 4138 |
| Annual energy consumption in warmer climates for average temperature applications (QHE) | kWh/a | 2694 |
| Load profile | | XL |
| Annual power consumption in colder climates (AEC) | kWh/a | 2042 |
| Annual power consumption in moderate climates (AEC) | kWh/a | 1676 |
| Annual power consumption in warmer climates (AEC) | kWh/a | 1183 |
| Energy efficiency for DHW heating (Γ_{wh}) under moderate climatic conditions | % | 102 |
| Special measures | For all special measures to be taken during assembly, installation or maintenance of the room heater, see the installation instructions | |



ENERG Y IJA
 енергия · ενέργεια IE IA

STIEBEL ELTRON LWZ 8 CS Premium



A++



A

Two icons showing sound power levels. The top icon shows a house with sound waves and the text "50 dB". The bottom icon shows a house with sound waves and the text "50 dB".



Legend for power output levels, shown as colored squares: 14 kW (dark blue), 10 kW (medium blue), and 9 kW (light blue).

2019

811/2013

Product datasheet: Combi heater to regulation (EU) no. 811/2013 / (S.I. 2019 No. 539 / Schedule 2)

| | | LWZ 8 CS Premium |
|---|-------|---|
| | | 201290 |
| Manufacturer | | STIEBEL ELTRON |
| Load profile | | XL |
| Energy efficiency class for central heating in moderate climates for medium temperature applications | | A++ |
| Energy efficiency class for central heating in moderate climates for low temperature applications | | A++ |
| Energy efficiency category for DHW heating under moderate climatic conditions | | A |
| Rated heating output in moderate climates for average temperature applications (Prated) | kW | 7 |
| Rated heating output in moderate climates for low temperature applications (Prated) | kW | 10 |
| Annual energy consumption in moderate climates for average temperature applications (QHE) | kWh/a | 4199 |
| Annual energy consumption in moderate climates for low temperature applications (QHE) | kWh/a | 4755 |
| Annual power consumption in moderate climates (AEC) | kWh/a | 1676 |
| Seasonal room heating efficiency in moderate climates for average temperature applications (η_s) | % | 128 |
| Seasonal room heating efficiency in moderate climates for low temperature applications (η_s) | % | 163 |
| Energy efficiency for DHW heating (η_{wh}) under moderate climatic conditions | % | 102 |
| Sound power level internal | dB(A) | 50 |
| Sound power level external | dB(A) | 50 |
| Special measures | | For all special measures to be taken during assembly, installation or maintenance of the room heater, see the installation instructions |
| Rated heating output in colder climates for average temperature applications (Prated) | kW | 11 |
| Rated heating output in colder climates for low temperature applications (Prated) | kW | 14 |
| Rated heating output in warmer climates for average temperature applications (Prated) | kW | 8 |
| Rated heating output in warmer climates for low temperature applications (Prated) | kW | 9 |
| Annual energy consumption in colder climates for average temperature applications (QHE) | kWh/a | 9932 |
| Annual energy consumption in colder climates for low temperature applications (QHE) | kWh/a | 10498 |
| Annual energy consumption in warmer climates for average temperature applications (QHE) | kWh/a | 2911 |
| Annual energy consumption in warmer climates for low temperature applications (QHE) | kWh/a | 2243 |
| Annual power consumption in colder climates (AEC) | kWh/a | 2042 |
| Annual power consumption in warmer climates (AEC) | kWh/a | 1183 |
| Seasonal room heating efficiency in colder climates for average temperature applications (η_s) | % | 102 |
| Seasonal room heating efficiency in colder climates for low temperature applications (η_s) | % | 131 |
| Seasonal room heating efficiency in warmer climates for average temperature applications (η_s) | % | 150 |
| Seasonal room heating efficiency in warmer climates for low temperature applications (η_s) | % | 207 |
| Energy efficiency for DHW heating (η_{wh}) under colder climatic conditions | % | 84 |
| Energy efficiency for DHW heating (η_{wh}) under warmer climatic conditions | % | 145 |
| Operation exclusively enabled during low load times | | - |



ENERG

енергия · ενέργεια

Y

IJA

IE

IA

STIEBEL ELTRON

LWZ 8 CS Premium

A++

A

XL

A+++

A++

A+

A

B

C

D

E

F

G

A++

+

+

+

+

X

XL

A+++

A++

A+

A

B

C

D

E

F

G

A

Product datasheet: Composite system consisting of room heater and temperature controller to regulation (EU) no. 811/2013 / (S.I. 2019 No. 539 / Schedule 2)

| | | LWZ 8 CS Premium |
|---|---|-------------------------|
| | | 201290 |
| Manufacturer | | STIEBEL ELTRON |
| Seasonal room heating efficiency in moderate climates for average temperature applications (η_s) | % | 128 |
| Temperature controller class | | VI |
| Contribution of temperature controller to room heating energy efficiency | % | 4 |
| Value of differential between room heating energy efficiency under moderate climatic conditions and that under colder climatic conditions | % | 26 |
| Value of differential between room heating energy efficiency under warmer climatic conditions and that under moderate climatic conditions | % | 22 |
| Energy efficiency class for central heating in moderate climates for medium temperature applications | | A++ |
| Room heating energy efficiency class of composite system under moderate climatic conditions | | A++ |
| Energy efficiency category for DHW heating under moderate climatic conditions | | A |
| Load profile | | XL |

Required details about room heater and combi heater with heat pump to regulation (EU) no. 813/2013 & 811/2013

| | | LWZ 8 CS Premium |
|---|----|-------------------------|
| | | 201290 |
| Manufacturer | | STIEBEL ELTRON |
| Rated heating output in colder climates for average temperature applications (Prated) | kW | 11 |
| Rated heating output in moderate climates for average temperature applications (Prated) | kW | 7 |
| Rated heating output in warmer climates for average temperature applications (Prated) | kW | 8 |
| Tj = -7 °C heating output, partial load range in colder climates (Pdh) | kW | 6.4 |
| Tj = -7 °C heating output, partial load range under moderate climatic conditions (Pdh) | kW | 5.87 |
| Tj = 2 °C heating output, partial load range in colder climates (Pdh) | kW | 3.9 |
| Tj = 2 °C heating output, partial load range under moderate climatic conditions (Pdh) | kW | 3.52 |
| Tj = 2 °C heating output, partial load range in warmer climates (Pdh) | kW | 8.3 |
| Tj = 7 °C heating output, partial load range in colder climates (Pdh) | kW | 2.8 |
| Tj = 7 °C heating output, partial load range under moderate climatic conditions (Pdh) | kW | 2.72 |
| Tj = 7 °C heating output, partial load range in warmer climates (Pdh) | kW | 5.4 |
| Tj = 12 °C heating output, partial load range in colder climates (Pdh) | kW | 3.2 |
| Tj = 12 °C heating output, partial load range under moderate climatic conditions (Pdh) | kW | 3.2 |
| Tj = 12 °C heating output, partial load range in warmer climates (Pdh) | kW | 3.2 |
| Tj = dual mode temperature in colder climates (Pdh) | kW | 6.4 |
| Tj = dual mode temperature under moderate climatic conditions (Pdh) | kW | 5.87 |
| Tj = dual mode temperature in warmer climates (Pdh) | kW | 8.3 |
| Tj = operating temperature limit in colder climates (Pdh) | kW | 2.6 |
| Tj = operating temperature limit under moderate climatic conditions (Pdh) | kW | 2.67 |
| Tj = operating temperature limit in warmer climates (Pdh) | kW | 8.3 |
| Dual mode temperature in colder climates (Tbiv) | °C | -7 |
| Dual mode temperature in moderate climates (Tbiv) | °C | -7 |
| Dual mode temperature in warmer climates (Tbiv) | °C | 2 |
| Seasonal room heating efficiency in colder climates for average temperature applications (ηs) | % | 102 |
| Seasonal room heating efficiency in moderate climates for average temperature applications (ηs) | % | 128 |
| Seasonal room heating efficiency in warmer climates for average temperature applications (ηs) | % | 150 |
| Tj = -7 °C COP, partial load range in colder climates (COPd) | | 2.5 |
| Tj = -7 °C COP, partial load range under moderate climatic conditions (COPd) | | 2.26 |
| Tj = 2 °C COP, partial load range in colder climates (COPd) | | 3.48 |
| Tj = 2 °C COP, partial load range under moderate climatic conditions (COPd) | | 3.27 |
| Tj = 2 °C COP, partial load range in warmer climates (COPd) | | 2.34 |
| Tj = 7 °C COP, partial load range in colder climates (COPd) | | 4.68 |
| Tj = 7 °C COP, partial load range under moderate climatic conditions (COPd) | | 4.14 |
| Tj = 7 °C COP, partial load range in warmer climates (COPd) | | 3.26 |
| Tj = 12 °C COP, partial load range in colder climates (COPd) | | 5.67 |
| Tj = 12 °C COP, partial load range under moderate climatic conditions (COPd) | | 5.29 |
| Tj = 12 °C COP, partial load range in warmer climates (COPd) | | 5.11 |
| Tj = dual mode temperature in colder climates (COPd) | | 2.5 |
| Tj = dual mode temperature under moderate climatic conditions (COPd) | | 2.26 |
| Tj = dual mode temperature in warmer climates (COPd) | | 2.34 |
| Tj = operating temperature limit in colder climates (COPd) | | 2.09 |
| Tj = operating temperature limit under moderate climatic conditions (COPd) | | 1.88 |
| Tj = operating temperature limit in warmer climates (COPd) | | 2.34 |

| | | |
|---|---|------|
| Heating water operating temperature limit (WTOL) | °C | 60 |
| Power consumption, OFF state (Poff) | W | 27 |
| Power consumption, thermostat OFF state (PTO) | W | 63 |
| Standby power consumption (PSB) | W | 27 |
| Power consumption, operating state, with crankcase heating (PCK) | W | 35 |
| Booster heater heating output (PSUB) | kW | 3.97 |
| Sound power level external | dB(A) | 50 |
| Sound power level internal | dB(A) | 50 |
| Annual energy consumption in colder climates for average temperature applications (QHE) | kWh/a | 9932 |
| Annual energy consumption in moderate climates for average temperature applications (QHE) | kWh/a | 4199 |
| Annual energy consumption in warmer climates for average temperature applications (QHE) | kWh/a | 2911 |
| Load profile | | XL |
| Annual power consumption in colder climates (AEC) | kWh/a | 2042 |
| Annual power consumption in moderate climates (AEC) | kWh/a | 1676 |
| Annual power consumption in warmer climates (AEC) | kWh/a | 1183 |
| Energy efficiency for DHW heating (Γ_{wh}) under moderate climatic conditions | % | 102 |
| Special measures | For all special measures to be taken during assembly, installation or maintenance of the room heater, see the installation instructions | |