



ENERG
енергия · ενεργεια



WPL 22 Trend

STIEBEL ELTRON



55 °C

35 °C



A⁺⁺

A⁺⁺



- dB



55 dB

■ 8

■ 9

■ 10

kW

■ 9

■ 10

■ 12

kW



2019

811/2013

Product datasheet: Space heater to Regulation (EU) No 811/2013 (S.I. 2019 No. 539 / Programme 2)

		WPL 22 Trend
		233874
Manufacturer		STIEBEL ELTRON
Space heating energy efficiency class under average climate conditions, medium-temperature applications (A+++ -> D)		A++
Energy efficiency class, space heating under average climate conditions, low-temperature applications (A+++ -> D)		A++
Rated heating output under average climate conditions for medium-temperature applications (P rated)	kW	9
Rated heating output under average climate conditions for low-temperature applications (P rated)	kW	10
Seasonal space heating energy efficiency under average climate conditions for medium-temperature applications (η_s)	%	143
Seasonal space heating energy efficiency under average climate conditions for low-temperature applications (η_s)	%	202
Annual energy consumption under average climate conditions for medium-temperature applications (QHE)	kWh/a	5499
Annual energy consumption under average climate conditions for low-temperature applications (QHE)	kWh/a	4393
Sound power level, indoor		-
Option for operation only at off-peak times		-
Rated heating output under colder climate conditions for medium-temperature applications (P rated)	kW	8
Rated heating output under colder climate conditions for low-temperature applications (P rated)	kW	9
Rated heating output under warmer climate conditions for medium-temperature applications (P rated)	kW	10
Rated heating output under warmer climate conditions for low-temperature applications (P rated)	kW	12
Seasonal space heating energy efficiency under colder climate conditions for medium-temperature applications (η_s)	%	134
Seasonal space heating energy efficiency under colder climate conditions for low-temperature applications (η_s)	%	160
Seasonal space heating energy efficiency under warmer climate conditions for medium-temperature applications (η_s)	%	171
Seasonal space heating energy efficiency under warmer climate conditions for low-temperature applications (η_s)	%	230
Annual energy consumption under colder climate conditions for medium-temperature applications (QHE)	kWh/a	5928
Annual energy consumption under colder climate conditions for low-temperature applications (QHE)	kWh/a	5603
Annual energy consumption under warmer climate conditions for medium-temperature applications (QHE)	kWh/a	3481
Annual energy consumption under warmer climate conditions for low-temperature applications (QHE)	kWh/a	3025
Sound power level, outdoor	dB(A)	55




ENERG

енергия · ενεργεια



WPL 22 Trend

STIEBEL ELTRON



A⁺⁺

A⁺⁺⁺

A⁺⁺

A⁺

A

B

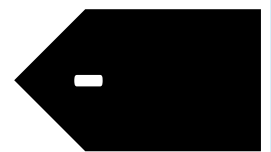
C

D


E

F

G



+



+



+



+



Product datasheet: Space heater to Regulation (EU) No 811/2013 (S.I. 2019 No. 539 / Programme 2)

		WPL 22 Trend
		233874
Manufacturer		STIEBEL ELTRON
Seasonal space heating energy efficiency under average climate conditions for low-temperature applications (η_s)	%	202
Temperature control class		VI
Contribution of temperature control to space heating energy efficiency	%	4
Space heating energy efficiency of package under average climate conditions		-
Space heating energy efficiency of package under colder climate conditions		-
Space heating energy efficiency of package under warmer climate conditions		-
Value of differential between space heating energy efficiency under average climate conditions and that under colder climate conditions	%	68
Value of differential between space heating energy efficiency under warmer climate conditions and that under average climate conditions	%	86
Energy efficiency class, space heating under average climate conditions, low-temperature applications (A+++ -> D)		A++
Space heating energy efficiency class of package under average climate conditions (A+++ -> D)		-

Product datasheet: Space heater to Regulation (EU) No 811/2013 (S.I. 2019 No. 539 / Programme 2)

		WPL 22 Trend
		233874
Manufacturer		STIEBEL ELTRON
Heat source		Außenluft
Low temperature heat pump		-
With auxiliary heater		-
Combination heater with heat pump		-
Rated heating output under colder climate conditions for medium-temperature applications (P rated)	kW	8
Rated heating output under average climate conditions for medium-temperature applications (P rated)	kW	9
Rated heating output under warmer climate conditions for medium-temperature applications (P rated)	kW	10
Tj = -7 °C heating output, partial load range under colder climate conditions (Pdh)		-
Tj = -7 °C heating output, partial load range under average climate conditions (Pdh)	kW	8.5
Tj = 2 °C heating output, partial load range under colder climate conditions (Pdh)		-
Tj = 2 °C heating output, partial load range under average climate conditions (Pdh)	kW	4.7
Tj = 2 °C heating output, partial load range under warmer climate conditions (Pdh)		-
Tj = 7 °C heating output, partial load range under colder climate conditions (Pdh)		-
Tj = 7 °C heating output, partial load range under average climate conditions (Pdh)	kW	5.3
Tj = 7 °C heating output, partial load range under warmer climate conditions (Pdh)		-
Tj = 12 °C heating output, partial load range under colder climate conditions (Pdh)		-
Tj = 12 °C heating output, partial load range under average climate conditions (Pdh)	kW	6.4
Tj = 12 °C heating output, partial load range under warmer climate conditions (Pdh)		-
Tj = dual mode temperature under colder climate conditions (Pdh)		-
Tj = dual mode temperature under average climate conditions (Pdh)	kW	9.3
Tj = dual mode temperature under warmer climate conditions (Pdh)		-
Tj = operating temperature limit under colder climate conditions (Pdh)		-
Tj = operating temperature limit under average climate conditions (Pdh)	kW	6.3
Tj = operating temperature limit under warmer climate conditions (Pdh)		-
For air source heat pumps: Tj = -15 °C (if TOL < -20 °C) (Pdh)	kW	6.5
Dual mode temperature under colder climate conditions (Tbiv)		-
Dual mode temperature under average climate conditions (Tbiv)	Grad C	-10
Dual mode temperature under warmer climate conditions (Tbiv)		-
Seasonal space heating energy efficiency under colder climate conditions for medium-temperature applications (ηs)	%	134
Seasonal space heating energy efficiency under average climate conditions for medium-temperature applications (ηs)	%	143
Seasonal space heating energy efficiency under warmer climate conditions for medium-temperature applications (ηs)	%	171
Tj = -7 °C COP, partial load range under colder climate conditions (COPd)		-
Tj = -7 °C COP, partial load range under average climate conditions (COPd)		2.1
Tj = 2 °C COP, partial load range under colder climate conditions (COPd)		-
Tj = 2 °C COP, partial load range under average climate conditions (COPd)		3.5
Tj = 2 °C COP, partial load range under warmer climate conditions (COPd)		-
Tj = 7 °C COP, partial load range under colder climate conditions (COPd)		-
Tj = 7 °C COP, partial load range under average climate conditions (COPd)		5

Tj = 7 °C COP, partial load range under warmer climate conditions (COPd)		-
Tj = 12 °C COP, partial load range under colder climate conditions (COPd)		-
Tj = 12 °C COP, partial load range under average climate conditions (COPd)		738
Tj = 12 °C COP, partial load range under warmer climate conditions (COPd)		-
Tj = dual mode temperature under colder climate conditions (COPd)		-
Tj = dual mode temperature under average climate conditions (COPd)		1.8
Tj = dual mode temperature under warmer climate conditions (COPd)		-
Tj = operating temperature limit under colder climate conditions (COPd)		-
Tj = operating temperature limit under average climate conditions (COPd)		1.6
Tj = operating temperature limit under warmer climate conditions (COPd)		-
For air source heat pumps: Tj = -15 °C (if TOL < -20 °C) (COPd)		1.8
Operating temperature limit under colder climate conditions (TOL)		-
Operating temperature limit under average climate conditions (TOL)		-
Operating temperature limit under warmer climate conditions (TOL)		-
Operating temperature limit of heating water under colder climate conditions (WTOL)		-
Operating temperature limit of heating water under average climate conditions (WTOL)	Grad C	60
Operating temperature limit of heating water under warmer climate conditions (WTOL)		-
Power consumption, off-mode (Poff)	Watt	35
Power consumption, thermostat off-mode (PTO)	Watt	20
Power consumption, standby state (PSB)	Watt	35
Power consumption, operating state, with crankcase heating (PCK)	Watt	35
Rated heating output of auxiliary heater under colder climate conditions (PSUP)		-
Rated heating output of auxiliary heater under average climate conditions (PSUP)	kW	0
Rated heating output of auxiliary heater under warmer climate conditions (PSUP)		-
Type of energy supply, auxiliary heater		elektrisch
Output control		veränderlich
Sound power level, outdoor	dB(A)	55
Sound power level, indoor		-
Annual energy consumption under colder climate conditions for medium-temperature applications (QHE)	kWh/a	5928
Annual energy consumption under average climate conditions for medium-temperature applications (QHE)	kWh/a	5499
Annual energy consumption under warmer climate conditions for medium-temperature applications (QHE)	kWh/a	3481
Flow rate on heat source side	m3/h	7300