



ENERG Y IJA
 енергия · ενέργεια IE IA

STIEBEL ELTRON WPL 07 ACS classic flex
 Set S



55 °C

35 °C



A+

A++

52 dB

■ 4	■ 3
■ 4	■ 4
■ 3	■ 3
kW	kW

2019

811/2013

Product datasheet: Room heater to regulation (EU) no. 811/2013 / (S.I. 2019 No. 539 / Schedule 2)

		WPL 07 ACS classic flex Set S
		236628
Manufacturer		STIEBEL ELTRON
Energy efficiency class for central heating in moderate climates for medium temperature applications		A+
Energy efficiency class for central heating in moderate climates for low temperature applications		A++
Rated heating output in moderate climates for average temperature applications (Prated)	kW	4
Rated heating output in moderate climates for low temperature applications (Prated)	kW	4
Seasonal room heating efficiency in moderate climates for average temperature applications (η_s)	%	116
Seasonal room heating efficiency in moderate climates for low temperature applications (η_s)	%	166
Annual energy consumption in moderate climates for average temperature applications (QHE)	kWh/a	2089
Annual energy consumption in moderate climates for low temperature applications (QHE)	kWh/a	1769
Sound power level external	dB(A)	52
Special measures		For all special measures to be taken during assembly, installation or maintenance of the room heater, see the installation instructions
Rated heating output in colder climates for average temperature applications (Prated)	kW	4
Rated heating output in colder climates for low temperature applications (Prated)	kW	3
Rated heating output in warmer climates for average temperature applications (Prated)	kW	3
Rated heating output in warmer climates for low temperature applications (Prated)	kW	3
Seasonal room heating efficiency in colder climates for average temperature applications (η_s)	%	102
Seasonal room heating efficiency in colder climates for low temperature applications (η_s)	%	148
Seasonal room heating efficiency in warmer climates for average temperature applications (η_s)	%	137
Seasonal room heating efficiency in warmer climates for low temperature applications (η_s)	%	200
Annual energy consumption in colder climates for average temperature applications (QHE)	kWh/a	4016
Annual energy consumption in colder climates for low temperature applications (QHE)	kWh/a	2186
Annual energy consumption in warmer climates for average temperature applications (QHE)	kWh/a	1187
Annual energy consumption in warmer climates for low temperature applications (QHE)	kWh/a	783



ENERG

енергия · ενεργεια

Y



IJA


IE


IA


STIEBEL ELTRON


WPL 07 ACS classic flex Set S

+ 

+ 

+ 

+ 




Product datasheet: Composite system consisting of room heater and temperature controller to regulation (EU) no. 811/2013 / (S.I. 2019 No. 539 / Schedule 2)

		WPL 07 ACS classic flex Set S
		236628
Manufacturer		STIEBEL ELTRON
Seasonal room heating efficiency in moderate climates for average temperature applications (η_s)	%	116
Temperature controller class		VI
Contribution of temperature controller to room heating energy efficiency	%	4
Room heating energy efficiency of composite system under moderate climatic conditions	%	120
Room heating energy efficiency of composite system under colder climatic conditions	%	109
Room heating energy efficiency of composite system under warmer climatic conditions	%	143
Value of differential between room heating energy efficiency under moderate climatic conditions and that under colder climatic conditions	%	8
Value of differential between room heating energy efficiency under warmer climatic conditions and that under moderate climatic conditions	%	26
Energy efficiency class for central heating in moderate climates for medium temperature applications		A+
Room heating energy efficiency class of composite system under moderate climatic conditions		A+

Required details about room heater and combi heater with heat pump to regulation (EU) no. 813/2013 & 811/2013

		WPL 07 ACS classic flex Set S
		236628
Manufacturer		STIEBEL ELTRON
Heat source		Outside air
Low temperature heat pump		-
With booster heater		-
Combi boiler with heat pump		-
Rated heating output in colder climates for average temperature applications (Prated)	kW	4
Rated heating output in moderate climates for average temperature applications (Prated)	kW	4
Rated heating output in warmer climates for average temperature applications (Prated)	kW	3
Tj = -7 °C heating output, partial load range in colder climates (Pdh)	kW	2.65
Tj = -7 °C heating output, partial load range under moderate climatic conditions (Pdh)	kW	3.10
Tj = 2 °C heating output, partial load range in colder climates (Pdh)	kW	1.62
Tj = 2 °C heating output, partial load range under moderate climatic conditions (Pdh)	kW	1.60
Tj = 2 °C heating output, partial load range in warmer climates (Pdh)	kW	3.15
Tj = 7 °C heating output, partial load range in colder climates (Pdh)	kW	1.29
Tj = 7 °C heating output, partial load range under moderate climatic conditions (Pdh)	kW	1.30
Tj = 7 °C heating output, partial load range in warmer climates (Pdh)	kW	2.03
Tj = 12 °C heating output, partial load range in colder climates (Pdh)	kW	1.53
Tj = 12 °C heating output, partial load range under moderate climatic conditions (Pdh)	kW	1.50
Tj = 12 °C heating output, partial load range in warmer climates (Pdh)	kW	1.5
Tj = dual mode temperature in colder climates (Pdh)	kW	3
Tj = dual mode temperature under moderate climatic conditions (Pdh)	kW	2.40
Tj = dual mode temperature in warmer climates (Pdh)	kW	3.15
Tj = operating temperature limit in colder climates (Pdh)	kW	2.65
Tj = operating temperature limit under moderate climatic conditions (Pdh)	kW	3.10
Tj = operating temperature limit in warmer climates (Pdh)	kW	3.15
For air/water heat pumps: Tj = -15 °C (if TOL < -20 °C) (Pdh)	kW	0.00
Dual mode temperature in colder climates (Tbiv)	°C	-10
Dual mode temperature in moderate climates (Tbiv)	°C	-5
Dual mode temperature in warmer climates (Tbiv)	°C	2
Seasonal room heating efficiency in colder climates for average temperature applications (ηs)	%	102
Seasonal room heating efficiency in moderate climates for average temperature applications (ηs)	%	116
Seasonal room heating efficiency in warmer climates for average temperature applications (ηs)	%	137
Tj = -7 °C COP, partial load range in colder climates (COPd)		2.3
Tj = -7 °C COP, partial load range under moderate climatic conditions (COPd)		2.07
Tj = 2 °C COP, partial load range in colder climates (COPd)		3.45
Tj = 2 °C COP, partial load range under moderate climatic conditions (COPd)		2.93
Tj = 2 °C COP, partial load range in warmer climates (COPd)		2.19
Tj = 7 °C COP, partial load range in colder climates (COPd)		4.66
Tj = 7 °C COP, partial load range under moderate climatic conditions (COPd)		4.13
Tj = 7 °C COP, partial load range in warmer climates (COPd)		3.27
Tj = 12 °C COP, partial load range in colder climates (COPd)		6.65
Tj = 12 °C COP, partial load range under moderate climatic conditions (COPd)		5.97
Tj = 12 °C COP, partial load range in warmer climates (COPd)		5.15
Tj = dual mode temperature in colder climates (COPd)		2.09
Tj = dual mode temperature under moderate climatic conditions (COPd)		2.17

Tj = dual mode temperature in warmer climates (COPd)		2.19
Tj = operating temperature limit in colder climates (COPd)		2.3
Tj = operating temperature limit under moderate climatic conditions (COPd)		2.07
Tj = operating temperature limit in warmer climates (COPd)		2.19
For air/water heat pumps: Tj= -15 °C (if TOL < -20 °C) (COPd)		0.00
Operating temperature limit in colder climates (TOL)	°C	-15
Operating temperature limit in moderate climates (TOL)	°C	-5
Operating temperature limit in warmer climates (TOL)	°C	2
Heating water operating temperature limit (WTOL)	°C	60
Power consumption, OFF state (Poff)	W	17
Power consumption, thermostat OFF state (PTO)	W	30
Standby power consumption (PSB)	W	17
Power consumption, operating state, with crankcase heating (PCK)	W	5
Booster heater heating output (PSUB)	kW	2.93
Type of energy supply, booster heater		electric
Power control		variable
Sound power level external	dB(A)	52
Annual energy consumption in colder climates for average temperature applications (QHE)	kWh/a	4016
Annual energy consumption in moderate climates for average temperature applications (QHE)	kWh/a	2089
Annual energy consumption in warmer climates for average temperature applications (QHE)	kWh/a	1187
Flow rate, heat source side	m ³ /h	1300
Special measures	For all special measures to be taken during assembly, installation or maintenance of the room heater, see the installation instructions	