




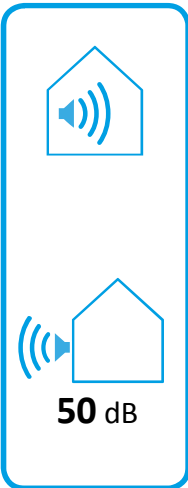
**ENERG** Y IJA  
енергия · ενεργεια IE IA

**STIEBEL ELTRON** WPL 15 ACS compact  
duo Set 2



55 °C

35 °C



2019

811/2013

**Product datasheet: Room heater to regulation (EU) no. 811/2013 / (S.I. 2019 No. 539 / Schedule 2)**

		<b>WPL 15 ACS compact duo Set 2</b>
		239108
Manufacturer		STIEBEL ELTRON
Energy efficiency class for central heating in moderate climates for medium temperature applications		A++
Energy efficiency class for central heating in moderate climates for low temperature applications		A++
Rated heating output in moderate climates for average temperature applications (Prated)	kW	8
Rated heating output in moderate climates for low temperature applications (Prated)	kW	8
Seasonal room heating efficiency in moderate climates for average temperature applications ( $\eta_s$ )	%	127
Seasonal room heating efficiency in moderate climates for low temperature applications ( $\eta_s$ )	%	159
Annual energy consumption in moderate climates for average temperature applications (QHE)	kWh/a	5084
Annual energy consumption in moderate climates for low temperature applications (QHE)	kWh/a	4086
Sound power level external	dB(A)	50
Rated heating output in colder climates for average temperature applications (Prated)	kW	12
Rated heating output in colder climates for low temperature applications (Prated)	kW	11
Rated heating output in warmer climates for average temperature applications (Prated)	kW	4
Rated heating output in warmer climates for low temperature applications (Prated)	kW	4
Seasonal room heating efficiency in colder climates for average temperature applications ( $\eta_s$ )	%	119
Seasonal room heating efficiency in colder climates for low temperature applications ( $\eta_s$ )	%	140
Seasonal room heating efficiency in warmer climates for average temperature applications ( $\eta_s$ )	%	142
Seasonal room heating efficiency in warmer climates for low temperature applications ( $\eta_s$ )	%	190
Annual energy consumption in colder climates for average temperature applications (QHE)	kWh/a	9351
Annual energy consumption in colder climates for low temperature applications (QHE)	kWh/a	7597
Annual energy consumption in warmer climates for average temperature applications (QHE)	kWh/a	1489
Annual energy consumption in warmer climates for low temperature applications (QHE)	kWh/a	1106



# ENERG

енергия · ενεργεια



**STIEBEL ELTRON**

WPL 15 ACS compact duo Set 2



























**Product datasheet: Composite system consisting of room heater and temperature controller to regulation (EU) no. 811/2013 / (S.I. 2019 No. 539 / Schedule 2)**

		<b>WPL 15 ACS compact duo Set 2</b>
		239108
Manufacturer		STIEBEL ELTRON
Seasonal room heating efficiency in moderate climates for average temperature applications ( $\eta_s$ )	%	127
Temperature controller class		VI
Contribution of temperature controller to room heating energy efficiency	%	4
Room heating energy efficiency of composite system under moderate climatic conditions	%	131
Room heating energy efficiency of composite system under colder climatic conditions	%	123
Room heating energy efficiency of composite system under warmer climatic conditions	%	146
Value of differential between room heating energy efficiency under moderate climatic conditions and that under colder climatic conditions	%	8
Value of differential between room heating energy efficiency under warmer climatic conditions and that under moderate climatic conditions	%	15
Energy efficiency class for central heating in moderate climates for medium temperature applications		A++
Room heating energy efficiency class of composite system under moderate climatic conditions		A++

**Required details about room heater and combi heater with heat pump to regulation (EU) no. 813/2013 & 811/2013**

		<b>WPL 15 ACS compact duo Set 2</b>
		239108
Manufacturer		STIEBEL ELTRON
Heat source		Outside air
Low temperature heat pump		-
Combi boiler with heat pump		-
Rated heating output in colder climates for average temperature applications (Prated)	kW	12
Rated heating output in moderate climates for average temperature applications (Prated)	kW	8
Rated heating output in warmer climates for average temperature applications (Prated)	kW	4
Tj = -7 °C heating output, partial load range under moderate climatic conditions (Pdh)	kW	7.1
Tj = 2 °C heating output, partial load range under moderate climatic conditions (Pdh)	kW	4.2
Tj = 7 °C heating output, partial load range under moderate climatic conditions (Pdh)	kW	4.2
Tj = 12 °C heating output, partial load range under moderate climatic conditions (Pdh)	kW	4.0
Tj = dual mode temperature under moderate climatic conditions (Pdh)	kW	7.4
Tj = operating temperature limit under moderate climatic conditions (Pdh)	kW	7.0
For air/water heat pumps:Tj = -15 °C (if TOL< -20 °C) (Pdh)	kW	7.0
Dual mode temperature in moderate climates (Tbiv)	°C	-8
Seasonal room heating efficiency in colder climates for average temperature applications (ηs)	%	119
Seasonal room heating efficiency in moderate climates for average temperature applications (ηs)	%	127
Seasonal room heating efficiency in warmer climates for average temperature applications (ηs)	%	142
Tj = -7 °C COP, partial load range under moderate climatic conditions (COPd)		2.18
Tj = 2 °C COP, partial load range under moderate climatic conditions (COPd)		3.30
Tj = 7 °C COP, partial load range under moderate climatic conditions (COPd)		4.07
Tj = 12 °C COP, partial load range under moderate climatic conditions (COPd)		5,14
Tj = dual mode temperature under moderate climatic conditions (COPd)		2.13
Tj = operating temperature limit under moderate climatic conditions (COPd)		1.97
For air/water heat pumps:Tj= -15°C (if TOL< -20 °C) (COPd)		1.97
Operating temperature limit in moderate climates (TOL)	°C	-10
Heating water operating temperature limit (WTOL)	°C	65
Power consumption, OFF state (Poff)	W	16
Power consumption, thermostat OFF state (PTO)	W	16
Standby power consumption (PSB)	W	16
Power consumption, operating state, with crankcase heating (PCK)	W	43
Booster heater heating output in moderate climate (Psup)	kW	0
Type of energy supply, booster heater		electric
Power control		variable
Sound power level external	dB(A)	50
Annual energy consumption in colder climates for average temperature applications (QHE)	kWh/a	9351
Annual energy consumption in moderate climates for average temperature applications (QHE)	kWh/a	5084
Annual energy consumption in warmer climates for average temperature applications (QHE)	kWh/a	1489
Flow rate, heat source side	m <sup>3</sup> /h	2300