



ENERGY

STIEBEL ELTRON

WPE-I 04 HKW 230
Premium



A+++



A

43 dB



- 4 kW
- 4 kW
- 4 kW

2019

811/2013

Product datasheet: Combi heater to regulation (EU) no. 811/2013 / (S.I. 2019 No. 539 / Schedule 2)

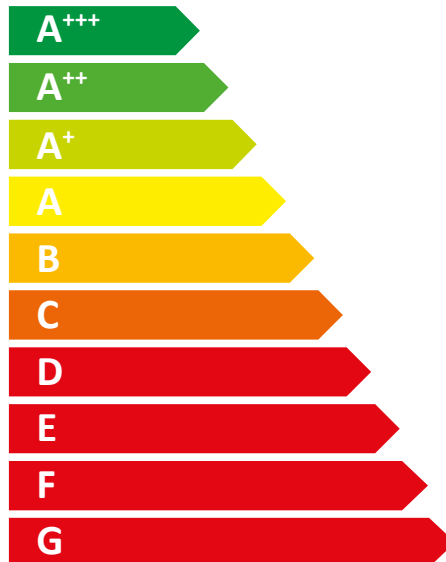





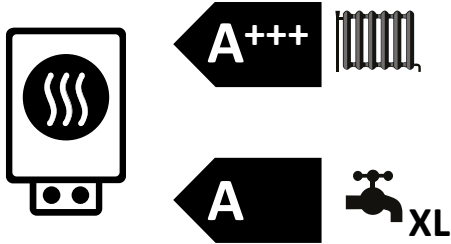
| | | WPE-I 04 HKW 230 Premium |
|---|---|---------------------------------|
| | | 202616 |
| Manufacturer | | STIEBEL ELTRON |
| Load profile | | XL |
| Energy efficiency class for central heating in moderate climates for medium temperature applications | | A+++ |
| Energy efficiency class for central heating in moderate climates for low temperature applications | | A+++ |
| Energy efficiency category for DHW heating under moderate climatic conditions | | A |
| Rated heating output in moderate climates for average temperature applications (Prated) | kW | 4 |
| Rated heating output in moderate climates for low temperature applications (Prated) | kW | 4 |
| Annual energy consumption in moderate climates for average temperature applications (QHE) | kWh/a | 1934 |
| Annual energy consumption in moderate climates for low temperature applications (QHE) | kWh/a | 1723 |
| Annual power consumption in moderate climates (AEC) | kWh/a | 1556 |
| Seasonal room heating efficiency in moderate climates for average temperature applications (η_s) | % | 153 |
| Seasonal room heating efficiency in moderate climates for low temperature applications (η_s) | % | 195 |
| Energy efficiency for DHW heating (η_{wh}) under moderate climatic conditions | % | 108 |
| Sound power level internal | dB(A) | 43 |
| Special measures | For all special measures to be taken during assembly, installation or maintenance of the room heater, see the installation instructions | |
| Rated heating output in colder climates for average temperature applications (Prated) | kW | 4 |
| Rated heating output in colder climates for low temperature applications (Prated) | kW | 4 |
| Rated heating output in warmer climates for average temperature applications (Prated) | kW | 4 |
| Rated heating output in warmer climates for low temperature applications (Prated) | kW | 4 |
| Annual energy consumption in colder climates for average temperature applications (QHE) | kWh/a | 2252 |
| Annual energy consumption in colder climates for low temperature applications (QHE) | kWh/a | 2000 |
| Annual energy consumption in warmer climates for average temperature applications (QHE) | kWh/a | 1300 |
| Annual energy consumption in warmer climates for low temperature applications (QHE) | kWh/a | 1159 |
| Annual power consumption in colder climates (AEC) | kWh/a | 1556 |
| Annual power consumption in warmer climates (AEC) | kWh/a | 1556 |
| Seasonal room heating efficiency in colder climates for average temperature applications (η_s) | % | 156.8 |
| Seasonal room heating efficiency in colder climates for low temperature applications (η_s) | % | 200.5 |
| Seasonal room heating efficiency in warmer climates for average temperature applications (η_s) | % | 146.7 |
| Seasonal room heating efficiency in warmer climates for low temperature applications (η_s) | % | 186.9 |
| Energy efficiency for DHW heating (η_{wh}) under colder climatic conditions | % | 108 |
| Energy efficiency for DHW heating (η_{wh}) under warmer climatic conditions | % | 108 |
| Operation exclusively enabled during low load times | | - |



ENERGY

STIEBEL ELTRON

WPE-I 04 HKW 230 Premium



Product datasheet: Composite system consisting of room heater and temperature controller to regulation (EU) no. 811/2013 / (S.I. 2019 No. 539 / Schedule 2)

| | | WPE-I 04 HKW 230 Premium |
|---|---|---------------------------------|
| | | 202616 |
| Manufacturer | | STIEBEL ELTRON |
| Seasonal room heating efficiency in moderate climates for average temperature applications (η_s) | % | 153 |
| Contribution of temperature controller to room heating energy efficiency | % | 4 |
| Room heating energy efficiency of composite system under moderate climatic conditions | % | 156.4 |
| Room heating energy efficiency of composite system under colder climatic conditions | % | 160.3 |
| Room heating energy efficiency of composite system under warmer climatic conditions | % | 150.2 |
| Value of differential between room heating energy efficiency under moderate climatic conditions and that under colder climatic conditions | % | 3.9 |
| Value of differential between room heating energy efficiency under warmer climatic conditions and that under moderate climatic conditions | % | 6.1 |
| Energy efficiency class for central heating in moderate climates for medium temperature applications | | A+++ |
| Room heating energy efficiency class of composite system under moderate climatic conditions | | A+++ |
| Energy efficiency category for DHW heating under moderate climatic conditions | | A |
| Load profile | | XL |

Required details about room heater and combi heater with heat pump to regulation (EU) no. 813/2013 & 811/2013

| | | WPE-I 04 HKW 230 Premium |
|---|----|--------------------------|
| | | 202616 |
| Manufacturer | | STIEBEL ELTRON |
| Heat source | | Brine |
| Low temperature heat pump | | - |
| With booster heater | | x |
| Combi boiler with heat pump | | x |
| Rated heating output in colder climates for average temperature applications (Prated) | kW | 4 |
| Rated heating output in moderate climates for average temperature applications (Prated) | kW | 4 |
| Rated heating output in warmer climates for average temperature applications (Prated) | kW | 4 |
| Tj = -7 °C heating output, partial load range in colder climates (Pdh) | kW | 2.27 |
| Tj = -7 °C heating output, partial load range under moderate climatic conditions (Pdh) | kW | 3.32 |
| Tj = 2 °C heating output, partial load range in colder climates (Pdh) | kW | 1.38 |
| Tj = 2 °C heating output, partial load range under moderate climatic conditions (Pdh) | kW | 2.02 |
| Tj = 2 °C heating output, partial load range in warmer climates (Pdh) | kW | 3.76 |
| Tj = 7 °C heating output, partial load range in colder climates (Pdh) | kW | 1.09 |
| Tj = 7 °C heating output, partial load range under moderate climatic conditions (Pdh) | kW | 1.3 |
| Tj = 7 °C heating output, partial load range in warmer climates (Pdh) | kW | 2.41 |
| Tj = 12 °C heating output, partial load range in colder climates (Pdh) | kW | 1.09 |
| Tj = 12 °C heating output, partial load range under moderate climatic conditions (Pdh) | kW | 1.08 |
| Tj = 12 °C heating output, partial load range in warmer climates (Pdh) | kW | 1.08 |
| Tj = dual mode temperature in colder climates (Pdh) | kW | 3.76 |
| Tj = dual mode temperature under moderate climatic conditions (Pdh) | kW | 3.76 |
| Tj = dual mode temperature in warmer climates (Pdh) | kW | 3.76 |
| Tj = operating temperature limit in colder climates (Pdh) | kW | 3.76 |
| Tj = operating temperature limit under moderate climatic conditions (Pdh) | kW | 3.76 |
| Tj = operating temperature limit in warmer climates (Pdh) | kW | 3.76 |
| Dual mode temperature in colder climates (Tbiv) | °C | -22 |
| Dual mode temperature in moderate climates (Tbiv) | °C | -10 |
| Dual mode temperature in warmer climates (Tbiv) | °C | 2 |
| Seasonal room heating efficiency in colder climates for average temperature applications (ηs) | % | 156.8 |
| Seasonal room heating efficiency in moderate climates for average temperature applications (ηs) | % | 153 |
| Seasonal room heating efficiency in warmer climates for average temperature applications (ηs) | % | 146.7 |
| Tj = -7 °C COP, partial load range in colder climates (COPd) | | 4.1 |
| Tj = -7 °C COP, partial load range under moderate climatic conditions (COPd) | | 3.58 |
| Tj = 2 °C COP, partial load range in colder climates (COPd) | | 4.37 |
| Tj = 2 °C COP, partial load range under moderate climatic conditions (COPd) | | 4.22 |
| Tj = 2 °C COP, partial load range in warmer climates (COPd) | | 3.43 |
| Tj = 7 °C COP, partial load range in colder climates (COPd) | | 4.51 |
| Tj = 7 °C COP, partial load range under moderate climatic conditions (COPd) | | 4.47 |
| Tj = 7 °C COP, partial load range in warmer climates (COPd) | | 3.95 |
| Tj = 12 °C COP, partial load range in colder climates (COPd) | | 4.52 |
| Tj = 12 °C COP, partial load range under moderate climatic conditions (COPd) | | 4.49 |
| Tj = 12 °C COP, partial load range in warmer climates (COPd) | | 4.39 |
| Tj = dual mode temperature in colder climates (COPd) | | 3.43 |
| Tj = dual mode temperature under moderate climatic conditions (COPd) | | 3.43 |
| Tj = dual mode temperature in warmer climates (COPd) | | 3.43 |

| | | |
|---|---|----------|
| Tj = operating temperature limit in colder climates (COPd) | | 3.43 |
| Tj = operating temperature limit under moderate climatic conditions (COPd) | | 3.43 |
| Tj = operating temperature limit in warmer climates (COPd) | | 3.43 |
| Operating temperature limit in moderate climates (TOL) | °C | -10 |
| Heating water operating temperature limit (WTOL) | °C | 75 |
| Power consumption, OFF state (Poff) | W | 16 |
| Power consumption, thermostat OFF state (PTO) | W | 16 |
| Standby power consumption (PSB) | W | 16 |
| Power consumption, operating state, with crankcase heating (PCK) | W | 0 |
| Booster heater heating output in colder climates (Psup) | kW | 0 |
| Booster heater heating output in moderate climate (Psup) | kW | 0.00 |
| Booster heater heating output in warmer climates (Psup) | kW | 0 |
| Type of energy supply, booster heater | | electric |
| Power control | | variable |
| Sound power level internal | dB(A) | 43 |
| Annual energy consumption in colder climates for average temperature applications (QHE) | kWh/a | 2252 |
| Annual energy consumption in moderate climates for average temperature applications (QHE) | kWh/a | 1934 |
| Annual energy consumption in warmer climates for average temperature applications (QHE) | kWh/a | 1300 |
| Flow rate, heat source side | m ³ /h | 0,5 |
| Load profile | | XL |
| Daily power consumption in colder climates (QELEC) | kWh | 7.08 |
| Daily power consumption (Qelec) | kWh | 7.08 |
| Daily power consumption in warmer climates (QELEC) | kWh | 7.08 |
| Annual power consumption in colder climates (AEC) | kWh/a | 1556 |
| Annual power consumption in moderate climates (AEC) | kWh/a | 1556 |
| Annual power consumption in warmer climates (AEC) | kWh/a | 1556 |
| Energy efficiency for DHW heating (Γ_{wh}) under moderate climatic conditions | % | 108 |
| Special measures | For all special measures to be taken during assembly, installation or maintenance of the room heater, see the installation instructions | |