



# ENERGY

**STIEBEL ELTRON** HSBC 300 cool



**61 W**

**291 L**

Product datasheet: Hot water storage tanks to regulation (EU) no. 812/2013 / (S.I. 2019 No. 539 / Schedule 2)

		<b>HSBC 300 cool</b>
		203801
Manufacturer		STIEBEL ELTRON
Model identification of the supplier		HSBC 300 cool
Energy efficiency class		B
standing loss S	W	61
storage volume V	l	291



# ENERGY

**STIEBEL ELTRON**

HPA-O 07.1 CS  
Premium



55 °C

35 °C



Icon of a house with sound waves emanating from it, representing sound power level.

Icon of a house with sound waves entering it, representing sound power level.

**48 dB**

Legend for energy consumption in kW:

- Dark blue square: 12 kW
- Medium blue square: 8 kW
- Light blue square: 4 kW

kW

A map of Europe where different regions are shaded in dark blue, medium blue, and light blue, corresponding to the energy consumption levels in the legend.

2019

811/2013

**Product datasheet: Room heater to regulation (EU) no. 811/2013 / (S.I. 2019 No. 539 / Schedule 2)**



		<b>HPA-O 07.1 CS Premium</b>
		202668
Manufacturer		STIEBEL ELTRON
Energy efficiency class for central heating in moderate climates for medium temperature applications		A+++
Energy efficiency class for central heating in moderate climates for low temperature applications		A+++
Rated heating output in moderate climates for average temperature applications (Prated)	kW	8
Rated heating output in moderate climates for low temperature applications (Prated)	kW	8
Seasonal room heating efficiency in moderate climates for average temperature applications ( $\eta_s$ )	%	153
Seasonal room heating efficiency in moderate climates for low temperature applications ( $\eta_s$ )	%	193
Annual energy consumption in moderate climates for average temperature applications (QHE)	kWh/a	4219
Annual energy consumption in moderate climates for low temperature applications (QHE)	kWh/a	3413
Sound power level external	dB(A)	48
Special measures	For all special measures to be taken during assembly, installation or maintenance of the room heater, see the installation instructions	
Rated heating output in colder climates for average temperature applications (Prated)	kW	12
Rated heating output in colder climates for low temperature applications (Prated)	kW	12
Rated heating output in warmer climates for average temperature applications (Prated)	kW	4
Rated heating output in warmer climates for low temperature applications (Prated)	kW	4
Seasonal room heating efficiency in colder climates for average temperature applications ( $\eta_s$ )	%	128
Seasonal room heating efficiency in colder climates for low temperature applications ( $\eta_s$ )	%	151
Seasonal room heating efficiency in warmer climates for average temperature applications ( $\eta_s$ )	%	163
Seasonal room heating efficiency in warmer climates for low temperature applications ( $\eta_s$ )	%	231
Annual energy consumption in colder climates for average temperature applications (QHE)	kWh/a	9005
Annual energy consumption in colder climates for low temperature applications (QHE)	kWh/a	7574
Annual energy consumption in warmer climates for average temperature applications (QHE)	kWh/a	1388
Annual energy consumption in warmer climates for low temperature applications (QHE)	kWh/a	984



# ENERGY

**STIEBEL ELTRON**

HPA-O 07.1 CS Premium



**A+++**

**A+++**

**A+++**

**A++**

**A+**

**A**

**B**

**C**


**D**

**E**

**F**

**G**

+



+



+



+



**Product datasheet: Composite system consisting of room heater and temperature controller to regulation (EU) no. 811/2013 / (S.I. 2019 No. 539 / Schedule 2)**

		<b>HPA-O 07.1 CS Premium</b>
		202668
Manufacturer		STIEBEL ELTRON
Seasonal room heating efficiency in moderate climates for average temperature applications ( $\eta_s$ )	%	153
Temperature controller class		VI
Contribution of temperature controller to room heating energy efficiency	%	4
Room heating energy efficiency of composite system under moderate climatic conditions	%	157
Room heating energy efficiency of composite system under colder climatic conditions	%	132
Room heating energy efficiency of composite system under warmer climatic conditions	%	167
Value of differential between room heating energy efficiency under moderate climatic conditions and that under colder climatic conditions	%	25
Value of differential between room heating energy efficiency under warmer climatic conditions and that under moderate climatic conditions	%	10
Energy efficiency class for central heating in moderate climates for medium temperature applications		A+++
Room heating energy efficiency class of composite system under moderate climatic conditions		A+++

Required details about room heater and combi heater with heat pump to regulation (EU) no. 813/2013 & 811/2013

		HPA-O 07.1 CS Premium
		202668
Manufacturer		STIEBEL ELTRON
Heat source		Outside air
Low temperature heat pump		-
With booster heater		x
Combi boiler with heat pump		-
Rated heating output in colder climates for average temperature applications (Prated)	kW	12
Rated heating output in moderate climates for average temperature applications (Prated)	kW	8
Rated heating output in warmer climates for average temperature applications (Prated)	kW	4
Tj = -7 °C heating output, partial load range in colder climates (Pdh)	kW	7.2
Tj = -7 °C heating output, partial load range under moderate climatic conditions (Pdh)	kW	7.0
Tj = 2 °C heating output, partial load range in colder climates (Pdh)	kW	4.4
Tj = 2 °C heating output, partial load range under moderate climatic conditions (Pdh)	kW	4.3
Tj = 2 °C heating output, partial load range in warmer climates (Pdh)	kW	4.3
Tj = 7 °C heating output, partial load range in colder climates (Pdh)	kW	3.1
Tj = 7 °C heating output, partial load range under moderate climatic conditions (Pdh)	kW	3.0
Tj = 7 °C heating output, partial load range in warmer climates (Pdh)	kW	2.8
Tj = 12 °C heating output, partial load range in colder climates (Pdh)	kW	3.7
Tj = 12 °C heating output, partial load range under moderate climatic conditions (Pdh)	kW	3.6
Tj = 12 °C heating output, partial load range in warmer climates (Pdh)	kW	3.5
Tj = dual mode temperature in colder climates (Pdh)	kW	7.2
Tj = dual mode temperature under moderate climatic conditions (Pdh)	kW	7.0
Tj = dual mode temperature in warmer climates (Pdh)	kW	4.3
Tj = operating temperature limit in colder climates (Pdh)	kW	5.0
Tj = operating temperature limit under moderate climatic conditions (Pdh)	kW	6.5
Tj = operating temperature limit in warmer climates (Pdh)	kW	4.3
For air/water heat pumps: Tj = -15 °C (if TOL < -20 °C) (Pdh)	kW	6.3
Dual mode temperature in colder climates (Tbiv)	°C	-7
Dual mode temperature in moderate climates (Tbiv)	°C	-7
Dual mode temperature in warmer climates (Tbiv)	°C	2
Seasonal room heating efficiency in colder climates for average temperature applications (ηs)	%	128
Seasonal room heating efficiency in moderate climates for average temperature applications (ηs)	%	153
Seasonal room heating efficiency in warmer climates for average temperature applications (ηs)	%	163
Tj = -7 °C COP, partial load range in colder climates (COPd)		2.70
Tj = -7 °C COP, partial load range under moderate climatic conditions (COPd)		2.43
Tj = 2 °C COP, partial load range in colder climates (COPd)		4.31
Tj = 2 °C COP, partial load range under moderate climatic conditions (COPd)		3.79
Tj = 2 °C COP, partial load range in warmer climates (COPd)		2.93
Tj = 7 °C COP, partial load range in colder climates (COPd)		5.99
Tj = 7 °C COP, partial load range under moderate climatic conditions (COPd)		5.22
Tj = 7 °C COP, partial load range in warmer climates (COPd)		3.90
Tj = 12 °C COP, partial load range in colder climates (COPd)		6.88
Tj = 12 °C COP, partial load range under moderate climatic conditions (COPd)		6.33
Tj = 12 °C COP, partial load range in warmer climates (COPd)		5.53
Tj = dual mode temperature in colder climates (COPd)		2.70
Tj = dual mode temperature under moderate climatic conditions (COPd)		2.43

Tj = dual mode temperature in warmer climates (COPd)		2.93
Tj = operating temperature limit in colder climates (COPd)		1.78
Tj = operating temperature limit under moderate climatic conditions (COPd)		2.14
Tj = operating temperature limit in warmer climates (COPd)		2.93
For air/water heat pumps: Tj = -15 °C (if TOL < -20 °C) (COPd)		2.22
Operating temperature limit in colder climates (TOL)	°C	-22
Operating temperature limit in moderate climates (TOL)	°C	-10
Operating temperature limit in warmer climates (TOL)	°C	2
Heating water operating temperature limit in colder climates (WTOL)	°C	75
Heating water operating temperature limit (WTOL)	°C	75
Heating water operating temperature limit in warmer climates (WTOL)	°C	75
Power consumption, OFF state (Poff)	W	12
Power consumption, thermostat OFF state (PTO)	W	10
Standby power consumption (PSB)	W	12
Power consumption, operating state, with crankcase heating (PCK)	W	10
Booster heater heating output in colder climates (Psup)	kW	6.9
Booster heater heating output in moderate climate (Psup)	kW	1.4
Booster heater heating output in warmer climates (Psup)	kW	0.0
Type of energy supply, booster heater		electric
Power control		variable
Sound power level external	dB(A)	48
Annual energy consumption in colder climates for average temperature applications (QHE)	kWh/a	9005
Annual energy consumption in moderate climates for average temperature applications (QHE)	kWh/a	4219
Annual energy consumption in warmer climates for average temperature applications (QHE)	kWh/a	1388
Flow rate, heat source side	m <sup>3</sup> /h	2250

Special measures

For all special measures to be taken during assembly, installation or maintenance of the room heater, see the installation instructions