



# ENERGY

**STIEBEL ELTRON** HSBB 200 S VM3



**55 W**

**191 L**

Product datasheet: Hot water storage tanks to regulation (EU) no. 812/2013 / (S.I. 2019 No. 539 / Schedule 2)

|                         |   |                       |
|-------------------------|---|-----------------------|
|                         |   | <b>HSBB 200 S VM3</b> |
|                         |   | 205305                |
| Manufacturer            |   | STIEBEL ELTRON        |
| Energy efficiency class |   | B                     |
| standing loss S         | W | 55                    |
| storage volume V        | l | 191                   |




# ENERGY

## STIEBEL ELTRON HPA-O 6 CS Plus

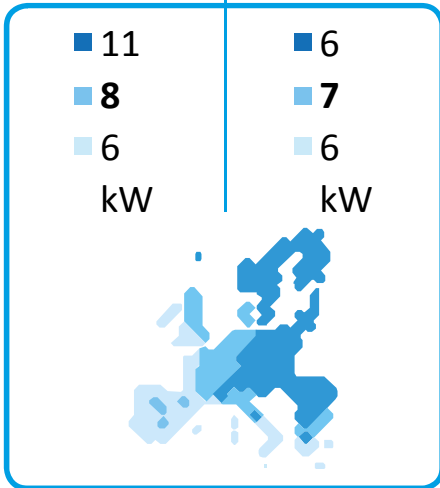


55 °C

35 °C



57 dB



2019

811/2013

**Product datasheet: Room heater to regulation (EU) no. 811/2013 / (S.I. 2019 No. 539 / Schedule 2)**



|   |       | <b>HPA-O 6 CS Plus</b> |
|---|-------|------------------------|
|   |       | 238986                 |
| Manufacturer  |       | STIEBEL ELTRON         |
| Energy efficiency class for central heating in moderate climates for medium temperature applications    |       | A++                    |
| Energy efficiency class for central heating in moderate climates for low temperature applications       |       | A+++                   |
| Rated heating output in moderate climates for average temperature applications (Prated)                 | kW    | 8                      |
| Rated heating output in moderate climates for low temperature applications (Prated)                     | kW    | 7                      |
| Seasonal room heating efficiency in moderate climates for average temperature applications ( $\eta_s$ ) | %     | 125                    |
| Seasonal room heating efficiency in moderate climates for low temperature applications ( $\eta_s$ )     | %     | 177                    |
| Annual energy consumption in moderate climates for average temperature applications (QHE)               | kWh/a | 4865                   |
| Annual energy consumption in moderate climates for low temperature applications (QHE)                   | kWh/a | 3120                   |
| Sound power level external  | dB(A) | 57                     |
| Rated heating output in colder climates for average temperature applications (Prated)                   | kW    | 11                     |
| Rated heating output in colder climates for low temperature applications (Prated)                       | kW    | 6                      |
| Rated heating output in warmer climates for average temperature applications (Prated)                   | kW    | 6                      |
| Rated heating output in warmer climates for low temperature applications (Prated)                       | kW    | 6                      |
| Seasonal room heating efficiency in colder climates for average temperature applications ( $\eta_s$ )   | %     | 103                    |
| Seasonal room heating efficiency in colder climates for low temperature applications ( $\eta_s$ )       | %     | 151                    |
| Seasonal room heating efficiency in warmer climates for average temperature applications ( $\eta_s$ )   | %     | 153                    |
| Seasonal room heating efficiency in warmer climates for low temperature applications ( $\eta_s$ )       | %     | 213                    |
| Annual energy consumption in colder climates for average temperature applications (QHE)                 | kWh/a | 10193                  |
| Annual energy consumption in colder climates for low temperature applications (QHE)                     | kWh/a | 3713                   |
| Annual energy consumption in warmer climates for average temperature applications (QHE)                 | kWh/a | 2048                   |
| Annual energy consumption in warmer climates for low temperature applications (QHE)                     | kWh/a | 1556                   |



# ENERGY

**STIEBEL ELTRON**

HPA-O 6 CS Plus



**A<sup>++</sup>**

**A<sup>+++</sup>**

**A<sup>++</sup>**

**A<sup>++</sup>**

**A<sup>+</sup>**

**A**

**B**

**C**


**D**

**E**

**F**

**G**

+



+



+



+



**Product datasheet: Composite system consisting of room heater and temperature controller to regulation (EU) no. 811/2013 / (S.I. 2019 No. 539 / Schedule 2)**

|   |   | <b>HPA-O 6 CS Plus</b> |
|---|---|------------------------|
|   |   | 238986                 |
| Manufacturer  |   | STIEBEL ELTRON         |
| Seasonal room heating efficiency in moderate climates for average temperature applications ( $\eta_s$ )                                   | % | 125                    |
| Temperature controller class  |   | VI                     |
| Contribution of temperature controller to room heating energy efficiency  | % | 4                      |
| Room heating energy efficiency of composite system under moderate climatic conditions   | % | 129                    |
| Room heating energy efficiency of composite system under colder climatic conditions   | % | 107                    |
| Room heating energy efficiency of composite system under warmer climatic conditions   | % | 156                    |
| Value of differential between room heating energy efficiency under moderate climatic conditions and that under colder climatic conditions | % | 22                     |
| Value of differential between room heating energy efficiency under warmer climatic conditions and that under moderate climatic conditions | % | 27                     |
| Energy efficiency class for central heating in moderate climates for medium temperature applications                                      |   | A++                    |
| Room heating energy efficiency class of composite system under moderate climatic conditions   |   | A++                    |

Required details about room heater and combi heater with heat pump to regulation (EU) no. 813/2013 & 811/2013

|   |    | HPA-O 6 CS Plus |
|---|----|-----------------|
|   |    | 238986          |
| Manufacturer  |    | STIEBEL ELTRON  |
| Heat source   |    | Outside air     |
| With booster heater   |    | -               |
| Combi boiler with heat pump   |    | -               |
| Rated heating output in colder climates for average temperature applications (Prated)           | kW | 11              |
| Rated heating output in moderate climates for average temperature applications (Prated)         | kW | 8               |
| Rated heating output in warmer climates for average temperature applications (Prated)           | kW | 6               |
| Tj = -7 °C heating output, partial load range in colder climates (Pdh)                          | kW | 6.6             |
| Tj = -7 °C heating output, partial load range under moderate climatic conditions (Pdh)          | kW | 5.1             |
| Tj = 2 °C heating output, partial load range in colder climates (Pdh)                           | kW | 4.0             |
| Tj = 2 °C heating output, partial load range under moderate climatic conditions (Pdh)           | kW | 4.1             |
| Tj = 2 °C heating output, partial load range in warmer climates (Pdh)                           | kW | 6.0             |
| Tj = 7 °C heating output, partial load range in colder climates (Pdh)                           | kW | 2.7             |
| Tj = 7 °C heating output, partial load range under moderate climatic conditions (Pdh)           | kW | 2.6             |
| Tj = 7 °C heating output, partial load range in warmer climates (Pdh)                           | kW | 3.9             |
| Tj = 12 °C heating output, partial load range in colder climates (Pdh)                          | kW | 3.4             |
| Tj = 12 °C heating output, partial load range under moderate climatic conditions (Pdh)          | kW | 3.3             |
| Tj = 12 °C heating output, partial load range in warmer climates (Pdh)                          | kW | 3.3             |
| Tj = dual mode temperature in colder climates (Pdh)   | kW | 6.6             |
| Tj = dual mode temperature under moderate climatic conditions (Pdh)                             | kW | 6.1             |
| Tj = dual mode temperature in warmer climates (Pdh)   | kW | 6.0             |
| Tj = operating temperature limit in colder climates (Pdh)                                       | kW | 1.8             |
| Tj = operating temperature limit under moderate climatic conditions (Pdh)                       | kW | 5.1             |
| Tj = operating temperature limit in warmer climates (Pdh)                                       | kW | 6.0             |
| For air/water heat pumps: Tj = -15 °C (if TOL < -20 °C) (Pdh)                                   | kW | 0.0             |
| Dual mode temperature in colder climates (Tbiv)   | °C | -7              |
| Dual mode temperature in moderate climates (Tbiv)   | °C | -5              |
| Dual mode temperature in warmer climates (Tbiv)   | °C | 2               |
| Seasonal room heating efficiency in colder climates for average temperature applications (ηs)   | %  | 103             |
| Seasonal room heating efficiency in moderate climates for average temperature applications (ηs) | %  | 125             |
| Seasonal room heating efficiency in warmer climates for average temperature applications (ηs)   | %  | 153             |
| Tj = -7 °C COP, partial load range in colder climates (COPd)                                    |    | 2.40            |
| Tj = -7 °C COP, partial load range under moderate climatic conditions (COPd)                    |    | 2.00            |
| Tj = 2 °C COP, partial load range in colder climates (COPd)                                     |    | 3.60            |
| Tj = 2 °C COP, partial load range under moderate climatic conditions (COPd)                     |    | 3.30            |
| Tj = 2 °C COP, partial load range in warmer climates (COPd)                                     |    | 2.20            |
| Tj = 7 °C COP, partial load range in colder climates (COPd)                                     |    | 5.00            |
| Tj = 7 °C COP, partial load range under moderate climatic conditions (COPd)                     |    | 4.60            |
| Tj = 7 °C COP, partial load range in warmer climates (COPd)                                     |    | 3.20            |
| Tj = 12 °C COP, partial load range in colder climates (COPd)                                    |    | 6.20            |
| Tj = 12 °C COP, partial load range under moderate climatic conditions (COPd)                    |    | 6.0             |
| Tj = 12 °C COP, partial load range in warmer climates (COPd)                                    |    | 5.70            |
| Tj = dual mode temperature in colder climates (COPd)  |    | 2.40            |
| Tj = dual mode temperature under moderate climatic conditions (COPd)                            |    | 2.30            |
| Tj = dual mode temperature in warmer climates (COPd)  |    | 2.20            |

|   |                   |          |
|---|-------------------|----------|
| Tj = operating temperature limit in colder climates (COPd)                                |                   | 1.40     |
| Tj = operating temperature limit under moderate climatic conditions (COPd)                |                   | 2.00     |
| Tj = operating temperature limit in warmer climates (COPd)                                |                   | 2.20     |
| For air/water heat pumps: Tj= -15 °C (if TOL < -20 °C) (COPd)                             |                   | 0.00     |
| Operating temperature limit in colder climates (TOL)                                      | °C                | -15      |
| Operating temperature limit in moderate climates (TOL)                                    | °C                | -5       |
| Operating temperature limit in warmer climates (TOL)                                      | °C                | 2        |
| Heating water operating temperature limit in colder climates (WTOL)                       | °C                | 60       |
| Heating water operating temperature limit (WTOL)  | °C                | 60       |
| Heating water operating temperature limit in warmer climates (WTOL)                       | °C                | 60       |
| Power consumption, OFF state (Poff)   | W                 | 17       |
| Power consumption, thermostat OFF state (PTO)   | W                 | 30       |
| Standby power consumption (PSB)   | W                 | 17       |
| Power consumption, operating state, with crankcase heating (PCK)                          | W                 | 5        |
| Booster heater heating output in colder climates (Psup)                                   | kW                | 11.0     |
| Booster heater heating output in moderate climate (Psup)                                  | kW                | 7.6      |
| Booster heater heating output in warmer climates (Psup)                                   | kW                | 0.0      |
| Type of energy supply, booster heater   |                   | electric |
| Power control   |                   | variable |
| Sound power level external  | dB(A)             | 57       |
| Annual energy consumption in colder climates for average temperature applications (QHE)   | kWh/a             | 10193    |
| Annual energy consumption in moderate climates for average temperature applications (QHE) | kWh/a             | 4865     |
| Annual energy consumption in warmer climates for average temperature applications (QHE)   | kWh/a             | 2048     |
| Flow rate, heat source side   | m <sup>3</sup> /h | 2200     |