



ENERGY

STIEBEL ELTRON WPF 20



55 °C

35 °C



59 dB

59 dB

■ 25	■ 27
■ 20	■ 22
■ 20	■ 22
kW	kW

2019

811/2013

Product datasheet: Room heater to regulation (EU) no. 811/2013 / (S.I. 2019 No. 539 / Schedule 2)

		WPF 20
		233003
Manufacturer		STIEBEL ELTRON
Energy efficiency class for central heating in moderate climates for medium temperature applications		A++
Energy efficiency class for central heating in moderate climates for low temperature applications		A+++
Rated heating output in moderate climates for average temperature applications (Prated)	kW	20
Rated heating output in moderate climates for low temperature applications (Prated)	kW	22
Seasonal room heating efficiency in moderate climates for average temperature applications (η_s)	%	131
Seasonal room heating efficiency in moderate climates for low temperature applications (η_s)	%	192
Annual energy consumption in moderate climates for average temperature applications (QHE)	kWh/a	11988
Annual energy consumption in moderate climates for low temperature applications (QHE)	kWh/a	8904
Sound power level internal	dB(A)	59
Sound power level external	dB(A)	59
Special measures		For all special measures to be taken during assembly, installation or maintenance of the room heater, see the installation instructions
Rated heating output in colder climates for average temperature applications (Prated)	kW	25
Rated heating output in colder climates for low temperature applications (Prated)	kW	27
Rated heating output in warmer climates for average temperature applications (Prated)	kW	20
Rated heating output in warmer climates for low temperature applications (Prated)	kW	22
Seasonal room heating efficiency in colder climates for average temperature applications (η_s)	%	137
Seasonal room heating efficiency in colder climates for low temperature applications (η_s)	%	201
Seasonal room heating efficiency in warmer climates for average temperature applications (η_s)	%	128
Seasonal room heating efficiency in warmer climates for low temperature applications (η_s)	%	188
Annual energy consumption in colder climates for average temperature applications (QHE)	kWh/a	17067
Annual energy consumption in colder climates for low temperature applications (QHE)	kWh/a	12535
Annual energy consumption in warmer climates for average temperature applications (QHE)	kWh/a	7884
Annual energy consumption in warmer climates for low temperature applications (QHE)	kWh/a	5871



ENERGY

STIEBEL ELTRON

WPF 20



A⁺⁺

A⁺⁺⁺

A⁺⁺

A⁺⁺

A⁺

A

B

C

D

E

F

G

+



+



+



+



Product datasheet: Composite system consisting of room heater and temperature controller to regulation (EU) no. 811/2013 / (S.I. 2019 No. 539 / Schedule 2)

		WPF 20
		233003
Manufacturer		STIEBEL ELTRON
Seasonal room heating efficiency in moderate climates for average temperature applications (η_s)	%	131
Temperature controller class		VII
Contribution of temperature controller to room heating energy efficiency	%	3.50
Room heating energy efficiency of composite system under moderate climatic conditions	%	135
Room heating energy efficiency of composite system under colder climatic conditions	%	141
Room heating energy efficiency of composite system under warmer climatic conditions	%	132
Value of differential between room heating energy efficiency under moderate climatic conditions and that under colder climatic conditions	%	6
Value of differential between room heating energy efficiency under warmer climatic conditions and that under moderate climatic conditions	%	3
Energy efficiency class for central heating in moderate climates for medium temperature applications		A++
Room heating energy efficiency class of composite system under moderate climatic conditions		A++

Required details about room heater and combi heater with heat pump to regulation (EU) no. 813/2013 & 811/2013

		WPF 20
		233003
Manufacturer		STIEBEL ELTRON
Heat source		Brine
With booster heater		-
Combi boiler with heat pump		-
Rated heating output in colder climates for average temperature applications (Prated)	kW	25
Rated heating output in moderate climates for average temperature applications (Prated)	kW	20
Rated heating output in warmer climates for average temperature applications (Prated)	kW	20
Tj = -7 °C heating output, partial load range in colder climates (Pdh)	kW	20.7
Tj = -7 °C heating output, partial load range under moderate climatic conditions (Pdh)	kW	20.20
Tj = -7 °C heating output, partial load range in warmer climates (Pdh)	kW	20.1
Tj = 2 °C heating output, partial load range in colder climates (Pdh)	kW	21
Tj = 2 °C heating output, partial load range under moderate climatic conditions (Pdh)	kW	20.70
Tj = 2 °C heating output, partial load range in warmer climates (Pdh)	kW	20.1
Tj = 7 °C heating output, partial load range in colder climates (Pdh)	kW	21.3
Tj = 7 °C heating output, partial load range under moderate climatic conditions (Pdh)	kW	21.00
Tj = 7 °C heating output, partial load range in warmer climates (Pdh)	kW	20.5
Tj = 12 °C heating output, partial load range in colder climates (Pdh)	kW	21.5
Tj = 12 °C heating output, partial load range under moderate climatic conditions (Pdh)	kW	21.30
Tj = 12 °C heating output, partial load range in warmer climates (Pdh)	kW	21.1
Tj = dual mode temperature in colder climates (Pdh)	kW	20.5
Tj = dual mode temperature under moderate climatic conditions (Pdh)	kW	20.10
Tj = dual mode temperature in warmer climates (Pdh)	kW	20.1
Tj = operating temperature limit in colder climates (Pdh)	kW	20.1
Tj = operating temperature limit under moderate climatic conditions (Pdh)	kW	20.10
Tj = operating temperature limit in warmer climates (Pdh)	kW	20.1
For air/water heat pumps: Tj = -15 °C (if TOL < -20 °C) (Pdh)	kW	20.10
Dual mode temperature in colder climates (Tbiv)	°C	-15
Dual mode temperature in moderate climates (Tbiv)	°C	-10
Dual mode temperature in warmer climates (Tbiv)	°C	2
Seasonal room heating efficiency in colder climates for average temperature applications (ηs)	%	137
Seasonal room heating efficiency in moderate climates for average temperature applications (ηs)	%	131
Seasonal room heating efficiency in warmer climates for average temperature applications (ηs)	%	128
Tj = -7 °C COP, partial load range in colder climates (COPd)		3.46
Tj = -7 °C COP, partial load range under moderate climatic conditions (COPd)		2.96
Tj = -7 °C COP, partial load range in warmer climates (COPd)		2.84
Tj = 2 °C COP, partial load range in colder climates (COPd)		3.87
Tj = 2 °C COP, partial load range under moderate climatic conditions (COPd)		3.48
Tj = 2 °C COP, partial load range in warmer climates (COPd)		2.84
Tj = 7 °C COP, partial load range in colder climates (COPd)		4.26
Tj = 7 °C COP, partial load range under moderate climatic conditions (COPd)		3.88
Tj = 7 °C COP, partial load range in warmer climates (COPd)		3.24
Tj = 12 °C COP, partial load range in colder climates (COPd)		4.6
Tj = 12 °C COP, partial load range under moderate climatic conditions (COPd)		4.36
Tj = 12 °C COP, partial load range in warmer climates (COPd)		4.03
Tj = dual mode temperature in colder climates (COPd)		3.24

Tj = dual mode temperature under moderate climatic conditions (COPd)		2.84
Tj = dual mode temperature in warmer climates (COPd)		2.84
Tj = operating temperature limit in colder climates (COPd)		2.84
Tj = operating temperature limit under moderate climatic conditions (COPd)		2.84
Tj = operating temperature limit in warmer climates (COPd)		2.84
For air/water heat pumps: Tj= -15 °C (if TOL < -20 °C) (COPd)		2.84
Heating water operating temperature limit (WTOL)	°C	60
Power consumption, OFF state (Poff)	W	0.000
Power consumption, thermostat OFF state (PTO)	W	7
Standby power consumption (PSB)	W	7.000
Power consumption, operating state, with crankcase heating (PCK)	W	74.000
Booster heater heating output (PSUB)	kW	0.000
Type of energy supply, booster heater		electric
Power control		Fixed
Sound power level external	dB(A)	59
Sound power level internal	dB(A)	59
Annual energy consumption in colder climates for average temperature applications (QHE)	kWh/a	17067
Annual energy consumption in moderate climates for average temperature applications (QHE)	kWh/a	11988
Annual energy consumption in warmer climates for average temperature applications (QHE)	kWh/a	7884
Flow rate, heat source side	m ³ /h	5
Special measures	For all special measures to be taken during assembly, installation or maintenance of the room heater, see the installation instructions	




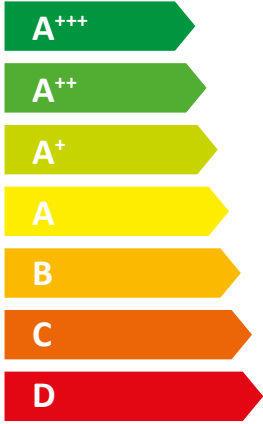
ENERGY

STIEBEL ELTRON WPF 27



55 °C

35 °C



60 dB

60 dB

■ 34	■ 37
■ 27	■ 30
■ 27	■ 30
kW	kW

2019

811/2013

Product datasheet: Room heater to regulation (EU) no. 811/2013 / (S.I. 2019 No. 539 / Schedule 2)

		WPF 27
		233004
Manufacturer		STIEBEL ELTRON
Energy efficiency class for central heating in moderate climates for medium temperature applications		A++
Energy efficiency class for central heating in moderate climates for low temperature applications		A+++
Rated heating output in moderate climates for average temperature applications (Prated)	kW	27
Rated heating output in moderate climates for low temperature applications (Prated)	kW	30
Seasonal room heating efficiency in moderate climates for average temperature applications (η_s)	%	132
Seasonal room heating efficiency in moderate climates for low temperature applications (η_s)	%	203
Annual energy consumption in moderate climates for average temperature applications (QHE)	kWh/a	15758
Annual energy consumption in moderate climates for low temperature applications (QHE)	kWh/a	11619
Sound power level internal	dB(A)	60
Sound power level external	dB(A)	60
Special measures		For all special measures to be taken during assembly, installation or maintenance of the room heater, see the installation instructions
Rated heating output in colder climates for average temperature applications (Prated)	kW	34
Rated heating output in colder climates for low temperature applications (Prated)	kW	37
Rated heating output in warmer climates for average temperature applications (Prated)	kW	27
Rated heating output in warmer climates for low temperature applications (Prated)	kW	30
Seasonal room heating efficiency in colder climates for average temperature applications (η_s)	%	139
Seasonal room heating efficiency in colder climates for low temperature applications (η_s)	%	213
Seasonal room heating efficiency in warmer climates for average temperature applications (η_s)	%	131
Seasonal room heating efficiency in warmer climates for low temperature applications (η_s)	%	201
Annual energy consumption in colder climates for average temperature applications (QHE)	kWh/a	22680
Annual energy consumption in colder climates for low temperature applications (QHE)	kWh/a	16462
Annual energy consumption in warmer climates for average temperature applications (QHE)	kWh/a	10292
Annual energy consumption in warmer climates for low temperature applications (QHE)	kWh/a	7587



ENERGY

STIEBEL ELTRON

WPF 27



A⁺⁺

A⁺⁺⁺

A⁺⁺

A⁺⁺

A⁺

A

B

C


D

E

F

G

+



+



+



+



Product datasheet: Composite system consisting of room heater and temperature controller to regulation (EU) no. 811/2013 / (S.I. 2019 No. 539 / Schedule 2)

		WPF 27
		233004
Manufacturer		STIEBEL ELTRON
Seasonal room heating efficiency in moderate climates for average temperature applications (η_s)	%	132
Temperature controller class		VII
Contribution of temperature controller to room heating energy efficiency	%	3.50
Room heating energy efficiency of composite system under moderate climatic conditions	%	136
Room heating energy efficiency of composite system under colder climatic conditions	%	143
Room heating energy efficiency of composite system under warmer climatic conditions	%	135
Value of differential between room heating energy efficiency under moderate climatic conditions and that under colder climatic conditions	%	7
Value of differential between room heating energy efficiency under warmer climatic conditions and that under moderate climatic conditions	%	1
Energy efficiency class for central heating in moderate climates for medium temperature applications		A++
Room heating energy efficiency class of composite system under moderate climatic conditions		A++

Required details about room heater and combi heater with heat pump to regulation (EU) no. 813/2013 & 811/2013

		WPF 27
		233004
Manufacturer		STIEBEL ELTRON
Heat source		Brine
With booster heater		-
Combi boiler with heat pump		-
Rated heating output in colder climates for average temperature applications (Prated)	kW	34
Rated heating output in moderate climates for average temperature applications (Prated)	kW	27
Rated heating output in warmer climates for average temperature applications (Prated)	kW	27
Tj = -7 °C heating output, partial load range in colder climates (Pdh)	kW	28
Tj = -7 °C heating output, partial load range under moderate climatic conditions (Pdh)	kW	27.00
Tj = -7 °C heating output, partial load range in warmer climates (Pdh)	kW	26.7
Tj = 2 °C heating output, partial load range in colder climates (Pdh)	kW	28.7
Tj = 2 °C heating output, partial load range under moderate climatic conditions (Pdh)	kW	28.00
Tj = 2 °C heating output, partial load range in warmer climates (Pdh)	kW	26.7
Tj = 7 °C heating output, partial load range in colder climates (Pdh)	kW	29.2
Tj = 7 °C heating output, partial load range under moderate climatic conditions (Pdh)	kW	28.70
Tj = 7 °C heating output, partial load range in warmer climates (Pdh)	kW	27.6
Tj = 12 °C heating output, partial load range in colder climates (Pdh)	kW	29.6
Tj = 12 °C heating output, partial load range under moderate climatic conditions (Pdh)	kW	29.30
Tj = 12 °C heating output, partial load range in warmer climates (Pdh)	kW	28.9
Tj = dual mode temperature in colder climates (Pdh)	kW	27.6
Tj = dual mode temperature under moderate climatic conditions (Pdh)	kW	26.70
Tj = dual mode temperature in warmer climates (Pdh)	kW	26.7
Tj = operating temperature limit in colder climates (Pdh)	kW	26.7
Tj = operating temperature limit under moderate climatic conditions (Pdh)	kW	26.70
Tj = operating temperature limit in warmer climates (Pdh)	kW	26.7
For air/water heat pumps: Tj = -15 °C (if TOL < -20 °C) (Pdh)	kW	26.70
Dual mode temperature in colder climates (Tbiv)	°C	-15
Dual mode temperature in moderate climates (Tbiv)	°C	-10
Dual mode temperature in warmer climates (Tbiv)	°C	2
Seasonal room heating efficiency in colder climates for average temperature applications (ηs)	%	139
Seasonal room heating efficiency in moderate climates for average temperature applications (ηs)	%	132
Seasonal room heating efficiency in warmer climates for average temperature applications (ηs)	%	131
Tj = -7 °C COP, partial load range in colder climates (COPd)		3.47
Tj = -7 °C COP, partial load range under moderate climatic conditions (COPd)		2.92
Tj = -7 °C COP, partial load range in warmer climates (COPd)		2.79
Tj = 2 °C COP, partial load range in colder climates (COPd)		3.92
Tj = 2 °C COP, partial load range under moderate climatic conditions (COPd)		3.49
Tj = 2 °C COP, partial load range in warmer climates (COPd)		2.79
Tj = 7 °C COP, partial load range in colder climates (COPd)		4.36
Tj = 7 °C COP, partial load range under moderate climatic conditions (COPd)		3.93
Tj = 7 °C COP, partial load range in warmer climates (COPd)		3.22
Tj = 12 °C COP, partial load range in colder climates (COPd)		4.73
Tj = 12 °C COP, partial load range under moderate climatic conditions (COPd)		4.47
Tj = 12 °C COP, partial load range in warmer climates (COPd)		4.1
Tj = dual mode temperature in colder climates (COPd)		3.23

Tj = dual mode temperature under moderate climatic conditions (COPd)		2.79
Tj = dual mode temperature in warmer climates (COPd)		2.79
Tj = operating temperature limit in colder climates (COPd)		2.79
Tj = operating temperature limit under moderate climatic conditions (COPd)		2.79
Tj = operating temperature limit in warmer climates (COPd)		2.79
For air/water heat pumps: Tj= -15 °C (if TOL < -20 °C) (COPd)		2.79
Heating water operating temperature limit (WTOL)	°C	60
Power consumption, OFF state (Poff)	W	0.000
Power consumption, thermostat OFF state (PTO)	W	7
Standby power consumption (PSB)	W	7.000
Power consumption, operating state, with crankcase heating (PCK)	W	74.000
Booster heater heating output (PSUB)	kW	0.000
Type of energy supply, booster heater		electric
Power control		Fixed
Sound power level external	dB(A)	60
Sound power level internal	dB(A)	60
Annual energy consumption in colder climates for average temperature applications (QHE)	kWh/a	22680
Annual energy consumption in moderate climates for average temperature applications (QHE)	kWh/a	15758
Annual energy consumption in warmer climates for average temperature applications (QHE)	kWh/a	10292
Flow rate, heat source side	m ³ /h	7
Special measures	For all special measures to be taken during assembly, installation or maintenance of the room heater, see the installation instructions	




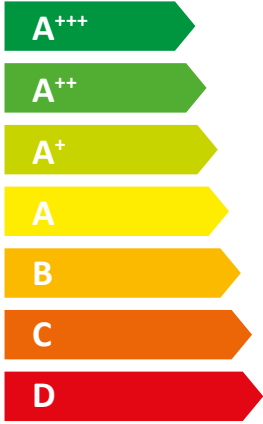
ENERGY

STIEBEL ELTRON WPF 27 HT



55 °C

35 °C



64 dB

64 dB

■ 32	■ 34
■ 25	■ 27
■ 25	■ 27
kW	kW

2019

811/2013

Product datasheet: Room heater to regulation (EU) no. 811/2013 / (S.I. 2019 No. 539 / Schedule 2)


		WPF 27 HT
		233009
Manufacturer		STIEBEL ELTRON
Energy efficiency class for central heating in moderate climates for medium temperature applications		A++
Energy efficiency class for central heating in moderate climates for low temperature applications		A+++
Rated heating output in moderate climates for average temperature applications (Prated)	kW	25
Rated heating output in moderate climates for low temperature applications (Prated)	kW	27
Seasonal room heating efficiency in moderate climates for average temperature applications (η_s)	%	131
Seasonal room heating efficiency in moderate climates for low temperature applications (η_s)	%	175
Annual energy consumption in moderate climates for average temperature applications (QHE)	kWh/a	14872
Annual energy consumption in moderate climates for low temperature applications (QHE)	kWh/a	12359
Sound power level internal	dB(A)	64
Sound power level external	dB(A)	64
Special measures	For all special measures to be taken during assembly, installation or maintenance of the room heater, see the installation instructions	
Rated heating output in colder climates for average temperature applications (Prated)	kW	32
Rated heating output in colder climates for low temperature applications (Prated)	kW	34
Rated heating output in warmer climates for average temperature applications (Prated)	kW	25
Rated heating output in warmer climates for low temperature applications (Prated)	kW	27
Seasonal room heating efficiency in colder climates for average temperature applications (η_s)	%	136
Seasonal room heating efficiency in colder climates for low temperature applications (η_s)	%	180
Seasonal room heating efficiency in warmer climates for average temperature applications (η_s)	%	131
Seasonal room heating efficiency in warmer climates for low temperature applications (η_s)	%	174
Annual energy consumption in colder climates for average temperature applications (QHE)	kWh/a	21670
Annual energy consumption in colder climates for low temperature applications (QHE)	kWh/a	17849
Annual energy consumption in warmer climates for average temperature applications (QHE)	kWh/a	9675
Annual energy consumption in warmer climates for low temperature applications (QHE)	kWh/a	8031



ENERGY

STIEBEL ELTRON

WPF 27 HT



A⁺⁺

A⁺⁺⁺

A⁺⁺

A⁺⁺

A⁺

A

B

C


D

E

F

G

+



+



+



+



Product datasheet: Composite system consisting of room heater and temperature controller to regulation (EU) no. 811/2013 / (S.I. 2019 No. 539 / Schedule 2)

		WPF 27 HT
		233009
Manufacturer		STIEBEL ELTRON
Seasonal room heating efficiency in moderate climates for average temperature applications (η_s)	%	131
Temperature controller class		VII
Contribution of temperature controller to room heating energy efficiency	%	3.50
Room heating energy efficiency of composite system under moderate climatic conditions	%	135
Room heating energy efficiency of composite system under colder climatic conditions	%	140
Room heating energy efficiency of composite system under warmer climatic conditions	%	135
Value of differential between room heating energy efficiency under moderate climatic conditions and that under colder climatic conditions	%	5
Value of differential between room heating energy efficiency under warmer climatic conditions and that under moderate climatic conditions	%	0
Energy efficiency class for central heating in moderate climates for medium temperature applications		A++
Room heating energy efficiency class of composite system under moderate climatic conditions		A++

Required details about room heater and combi heater with heat pump to regulation (EU) no. 813/2013 & 811/2013

		WPF 27 HT
		233009
Manufacturer		STIEBEL ELTRON
Heat source		Brine
With booster heater		-
Combi boiler with heat pump		-
Rated heating output in colder climates for average temperature applications (Prated)	kW	32
Rated heating output in moderate climates for average temperature applications (Prated)	kW	25
Rated heating output in warmer climates for average temperature applications (Prated)	kW	25
Tj = -7 °C heating output, partial load range in colder climates (Pdh)	kW	26.1
Tj = -7 °C heating output, partial load range under moderate climatic conditions (Pdh)	kW	25.30
Tj = -7 °C heating output, partial load range in warmer climates (Pdh)	kW	25.1
Tj = 2 °C heating output, partial load range in colder climates (Pdh)	kW	26.6
Tj = 2 °C heating output, partial load range under moderate climatic conditions (Pdh)	kW	26.10
Tj = 2 °C heating output, partial load range in warmer climates (Pdh)	kW	25.1
Tj = 7 °C heating output, partial load range in colder climates (Pdh)	kW	27
Tj = 7 °C heating output, partial load range under moderate climatic conditions (Pdh)	kW	26.60
Tj = 7 °C heating output, partial load range in warmer climates (Pdh)	kW	25.8
Tj = 12 °C heating output, partial load range in colder climates (Pdh)	kW	27.3
Tj = 12 °C heating output, partial load range under moderate climatic conditions (Pdh)	kW	27.10
Tj = 12 °C heating output, partial load range in warmer climates (Pdh)	kW	26.8
Tj = dual mode temperature in colder climates (Pdh)	kW	25.8
Tj = dual mode temperature under moderate climatic conditions (Pdh)	kW	25.10
Tj = dual mode temperature in warmer climates (Pdh)	kW	25.1
Tj = operating temperature limit in colder climates (Pdh)	kW	25.1
Tj = operating temperature limit under moderate climatic conditions (Pdh)	kW	25.10
Tj = operating temperature limit in warmer climates (Pdh)	kW	25.1
For air/water heat pumps: Tj = -15 °C (if TOL < -20 °C) (Pdh)	kW	25.10
Dual mode temperature in colder climates (Tbiv)	°C	-15
Dual mode temperature in moderate climates (Tbiv)	°C	-10
Dual mode temperature in warmer climates (Tbiv)	°C	2
Seasonal room heating efficiency in colder climates for average temperature applications (ηs)	%	136
Seasonal room heating efficiency in moderate climates for average temperature applications (ηs)	%	131
Seasonal room heating efficiency in warmer climates for average temperature applications (ηs)	%	131
Tj = -7 °C COP, partial load range in colder climates (COPd)		3.46
Tj = -7 °C COP, partial load range under moderate climatic conditions (COPd)		3.06
Tj = -7 °C COP, partial load range in warmer climates (COPd)		2.96
Tj = 2 °C COP, partial load range in colder climates (COPd)		3.77
Tj = 2 °C COP, partial load range under moderate climatic conditions (COPd)		3.48
Tj = 2 °C COP, partial load range in warmer climates (COPd)		2.96
Tj = 7 °C COP, partial load range in colder climates (COPd)		4.05
Tj = 7 °C COP, partial load range under moderate climatic conditions (COPd)		3.78
Tj = 7 °C COP, partial load range in warmer climates (COPd)		3.29
Tj = 12 °C COP, partial load range in colder climates (COPd)		4.28
Tj = 12 °C COP, partial load range under moderate climatic conditions (COPd)		4.12
Tj = 12 °C COP, partial load range in warmer climates (COPd)		3.89
Tj = dual mode temperature in colder climates (COPd)		3.29

Tj = dual mode temperature under moderate climatic conditions (COPd)		2.96
Tj = dual mode temperature in warmer climates (COPd)		2.96
Tj = operating temperature limit in colder climates (COPd)		2.96
Tj = operating temperature limit under moderate climatic conditions (COPd)		2.96
Tj = operating temperature limit in warmer climates (COPd)		2.96
For air/water heat pumps:Tj= -15 °C (if TOL< -20 °C) (COPd)		2.96
Heating water operating temperature limit (WTOL)	°C	75
Power consumption, OFF state (Poff)	W	0.000
Power consumption, thermostat OFF state (PTO)	W	3
Standby power consumption (PSB)	W	3.000
Power consumption, operating state, with crankcase heating (PCK)	W	46.000
Booster heater heating output (PSUB)	kW	0.000
Type of energy supply, booster heater		electric
Power control		Fixed
Sound power level external	dB(A)	64
Sound power level internal	dB(A)	64
Annual energy consumption in colder climates for average temperature applications (QHE)	kWh/a	21670
Annual energy consumption in moderate climates for average temperature applications (QHE)	kWh/a	14872
Annual energy consumption in warmer climates for average temperature applications (QHE)	kWh/a	9675
Flow rate, heat source side	m ³ /h	6.75
Special measures	For all special measures to be taken during assembly, installation or maintenance of the room heater, see the installation instructions	



ENERGY

STIEBEL ELTRON WPL 57

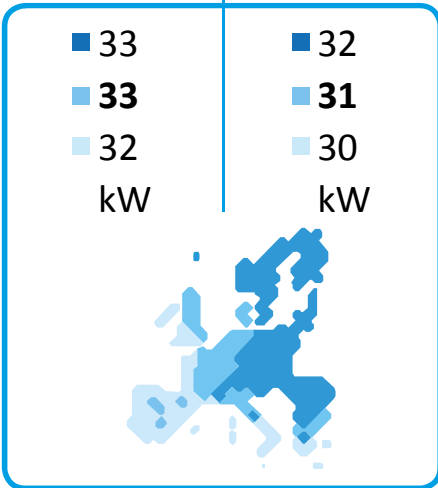


55 °C

35 °C



69 dB



2019

811/2013

Product datasheet: Room heater to regulation (EU) no. 811/2013 / (S.I. 2019 No. 539 / Schedule 2)



		WPL 57
		228837
Manufacturer		STIEBEL ELTRON
Energy efficiency class for central heating in moderate climates for medium temperature applications		A+
Energy efficiency class for central heating in moderate climates for low temperature applications		A+
Rated heating output in moderate climates for average temperature applications (Prated)	kW	33
Rated heating output in moderate climates for low temperature applications (Prated)	kW	31
Seasonal room heating efficiency in moderate climates for average temperature applications (η_s)	%	112
Seasonal room heating efficiency in moderate climates for low temperature applications (η_s)	%	136
Annual energy consumption in moderate climates for average temperature applications (QHE)	kWh/a	23605
Annual energy consumption in moderate climates for low temperature applications (QHE)	kWh/a	18523
Sound power level external	dB(A)	69
Special measures		For all special measures to be taken during assembly, installation or maintenance of the room heater, see the installation instructions
Rated heating output in colder climates for average temperature applications (Prated)	kW	33
Rated heating output in colder climates for low temperature applications (Prated)	kW	32
Rated heating output in warmer climates for average temperature applications (Prated)	kW	32
Rated heating output in warmer climates for low temperature applications (Prated)	kW	30
Seasonal room heating efficiency in colder climates for average temperature applications (η_s)	%	103
Seasonal room heating efficiency in colder climates for low temperature applications (η_s)	%	122
Seasonal room heating efficiency in warmer climates for average temperature applications (η_s)	%	128
Seasonal room heating efficiency in warmer climates for low temperature applications (η_s)	%	159
Annual energy consumption in colder climates for average temperature applications (QHE)	kWh/a	31528
Annual energy consumption in colder climates for low temperature applications (QHE)	kWh/a	25051
Annual energy consumption in warmer climates for average temperature applications (QHE)	kWh/a	12709
Annual energy consumption in warmer climates for low temperature applications (QHE)	kWh/a	9818



ENERGY

STIEBEL ELTRON

WPL 57



A⁺

A⁺⁺⁺

A⁺⁺

A⁺

A

B

C

D

E

F

G

A⁺

+		<input type="checkbox"/>
+		<input type="checkbox"/>
+		<input checked="" type="checkbox"/>
+		<input type="checkbox"/>

Product datasheet: Composite system consisting of room heater and temperature controller to regulation (EU) no. 811/2013 / (S.I. 2019 No. 539 / Schedule 2)

		WPL 57
		228837
Manufacturer		STIEBEL ELTRON
Seasonal room heating efficiency in moderate climates for average temperature applications (η_s)	%	112
Temperature controller class		VII
Contribution of temperature controller to room heating energy efficiency	%	3.50
Room heating energy efficiency of composite system under moderate climatic conditions	%	116.00
Room heating energy efficiency of composite system under colder climatic conditions	%	107.00
Room heating energy efficiency of composite system under warmer climatic conditions	%	132.00
Value of differential between room heating energy efficiency under moderate climatic conditions and that under colder climatic conditions	%	9
Value of differential between room heating energy efficiency under warmer climatic conditions and that under moderate climatic conditions	%	16
Energy efficiency class for central heating in moderate climates for medium temperature applications		A+
Room heating energy efficiency class of composite system under moderate climatic conditions		A+

Required details about room heater and combi heater with heat pump to regulation (EU) no. 813/2013 & 811/2013

		WPL 57
		228837
Manufacturer		STIEBEL ELTRON
Heat source		Outside air
With booster heater		-
Combi boiler with heat pump		-
Rated heating output in colder climates for average temperature applications (Prated)	kW	33
Rated heating output in moderate climates for average temperature applications (Prated)	kW	33
Rated heating output in warmer climates for average temperature applications (Prated)	kW	32
Tj = -7 °C heating output, partial load range in colder climates (Pdh)	kW	24.9
Tj = -7 °C heating output, partial load range under moderate climatic conditions (Pdh)	kW	25.50
Tj = -7 °C heating output, partial load range in warmer climates (Pdh)	kW	25.7
Tj = 2 °C heating output, partial load range in colder climates (Pdh)	kW	30.3
Tj = 2 °C heating output, partial load range under moderate climatic conditions (Pdh)	kW	30.50
Tj = 2 °C heating output, partial load range in warmer climates (Pdh)	kW	31.2
Tj = 7 °C heating output, partial load range in colder climates (Pdh)	kW	30.8
Tj = 7 °C heating output, partial load range under moderate climatic conditions (Pdh)	kW	30.70
Tj = 7 °C heating output, partial load range in warmer climates (Pdh)	kW	30.3
Tj = 12 °C heating output, partial load range in colder climates (Pdh)	kW	38.9
Tj = 12 °C heating output, partial load range under moderate climatic conditions (Pdh)	kW	38.70
Tj = 12 °C heating output, partial load range in warmer climates (Pdh)	kW	38.4
Tj = dual mode temperature in colder climates (Pdh)	kW	23.1
Tj = dual mode temperature under moderate climatic conditions (Pdh)	kW	26.50
Tj = dual mode temperature in warmer climates (Pdh)	kW	31.2
Tj = operating temperature limit in colder climates (Pdh)	kW	17.7
Tj = operating temperature limit under moderate climatic conditions (Pdh)	kW	23.90
Tj = operating temperature limit in warmer climates (Pdh)	kW	31.2
For air/water heat pumps: Tj = -15 °C (if TOL < -20 °C) (Pdh)	kW	21.40
Dual mode temperature in colder climates (Tbiv)	°C	-10
Dual mode temperature in moderate climates (Tbiv)	°C	-5
Dual mode temperature in warmer climates (Tbiv)	°C	2
Seasonal room heating efficiency in colder climates for average temperature applications (ηs)	%	103
Seasonal room heating efficiency in moderate climates for average temperature applications (ηs)	%	112
Seasonal room heating efficiency in warmer climates for average temperature applications (ηs)	%	128
Tj = -7 °C COP, partial load range in colder climates (COPd)		2.48
Tj = -7 °C COP, partial load range under moderate climatic conditions (COPd)		2.30
Tj = -7 °C COP, partial load range in warmer climates (COPd)		2.22
Tj = 2 °C COP, partial load range in colder climates (COPd)		2.98
Tj = 2 °C COP, partial load range under moderate climatic conditions (COPd)		2.84
Tj = 2 °C COP, partial load range in warmer climates (COPd)		2.53
Tj = 7 °C COP, partial load range in colder climates (COPd)		3.4
Tj = 7 °C COP, partial load range under moderate climatic conditions (COPd)		3.24
Tj = 7 °C COP, partial load range in warmer climates (COPd)		2.9
Tj = 12 °C COP, partial load range in colder climates (COPd)		4.16
Tj = 12 °C COP, partial load range under moderate climatic conditions (COPd)		4.05
Tj = 12 °C COP, partial load range in warmer climates (COPd)		3.87
Tj = dual mode temperature in colder climates (COPd)		2.32

Tj = dual mode temperature under moderate climatic conditions (COPd)		2.43
Tj = dual mode temperature in warmer climates (COPd)		2.53
Tj = operating temperature limit in colder climates (COPd)		1.73
Tj = operating temperature limit under moderate climatic conditions (COPd)		2.12
Tj = operating temperature limit in warmer climates (COPd)		2.53
For air/water heat pumps:Tj= -15 °C (if TOL< -20 °C) (COPd)		1.84
Heating water operating temperature limit (WTOL)	°C	60
Power consumption, OFF state (Poff)	W	7.000
Power consumption, thermostat OFF state (PTO)	W	7
Standby power consumption (PSB)	W	7.000
Power consumption, operating state, with crankcase heating (PCK)	W	25.000
Booster heater heating output (PSUB)	kW	8.910
Type of energy supply, booster heater		electric
Power control		Fixed
Sound power level external	dB(A)	69
Annual energy consumption in colder climates for average temperature applications (QHE)	kWh/a	31528
Annual energy consumption in moderate climates for average temperature applications (QHE)	kWh/a	23605
Annual energy consumption in warmer climates for average temperature applications (QHE)	kWh/a	12709
Flow rate, heat source side	m ³ /h	7300
Special measures	For all special measures to be taken during assembly, installation or maintenance of the room heater, see the installation instructions	



ENERGY

STIEBEL ELTRON WPL 47



55 °C

35 °C



A+

A++

67 dB

■ 31	■ 30
■ 29	■ 29
■ 25	■ 27
kW	kW

2019

811/2013

Product datasheet: Room heater to regulation (EU) no. 811/2013 / (S.I. 2019 No. 539 / Schedule 2)


		WPL 47
		228836
Manufacturer		STIEBEL ELTRON
Energy efficiency class for central heating in moderate climates for medium temperature applications		A+
Energy efficiency class for central heating in moderate climates for low temperature applications		A++
Rated heating output in moderate climates for average temperature applications (Prated)	kW	29
Rated heating output in moderate climates for low temperature applications (Prated)	kW	29
Seasonal room heating efficiency in moderate climates for average temperature applications (η_s)	%	113
Seasonal room heating efficiency in moderate climates for low temperature applications (η_s)	%	151
Annual energy consumption in moderate climates for average temperature applications (QHE)	kWh/a	20577
Annual energy consumption in moderate climates for low temperature applications (QHE)	kWh/a	15363
Sound power level external	dB(A)	67
Special measures		For all special measures to be taken during assembly, installation or maintenance of the room heater, see the installation instructions
Rated heating output in colder climates for average temperature applications (Prated)	kW	31
Rated heating output in colder climates for low temperature applications (Prated)	kW	30
Rated heating output in warmer climates for average temperature applications (Prated)	kW	25
Rated heating output in warmer climates for low temperature applications (Prated)	kW	27
Seasonal room heating efficiency in colder climates for average temperature applications (η_s)	%	110
Seasonal room heating efficiency in colder climates for low temperature applications (η_s)	%	138
Seasonal room heating efficiency in warmer climates for average temperature applications (η_s)	%	123
Seasonal room heating efficiency in warmer climates for low temperature applications (η_s)	%	166
Annual energy consumption in colder climates for average temperature applications (QHE)	kWh/a	27346
Annual energy consumption in colder climates for low temperature applications (QHE)	kWh/a	20860
Annual energy consumption in warmer climates for average temperature applications (QHE)	kWh/a	10635
Annual energy consumption in warmer climates for low temperature applications (QHE)	kWh/a	8367



ENERGY

STIEBEL ELTRON

WPL 47



A⁺

A⁺⁺⁺

A⁺⁺

A⁺

A

B

C

D

E

F

G

A⁺

+		<input type="checkbox"/>
+		<input type="checkbox"/>
+		<input checked="" type="checkbox"/>
+		<input type="checkbox"/>

Product datasheet: Composite system consisting of room heater and temperature controller to regulation (EU) no. 811/2013 / (S.I. 2019 No. 539 / Schedule 2)

		WPL 47
		228836
Manufacturer		STIEBEL ELTRON
Seasonal room heating efficiency in moderate climates for average temperature applications (η_s)	%	113
Temperature controller class		VII
Contribution of temperature controller to room heating energy efficiency	%	3.50
Room heating energy efficiency of composite system under moderate climatic conditions	%	117.00
Room heating energy efficiency of composite system under colder climatic conditions	%	114.00
Room heating energy efficiency of composite system under warmer climatic conditions	%	127.00
Value of differential between room heating energy efficiency under moderate climatic conditions and that under colder climatic conditions	%	3
Value of differential between room heating energy efficiency under warmer climatic conditions and that under moderate climatic conditions	%	10
Energy efficiency class for central heating in moderate climates for medium temperature applications		A+
Room heating energy efficiency class of composite system under moderate climatic conditions		A+

Required details about room heater and combi heater with heat pump to regulation (EU) no. 813/2013 & 811/2013

		WPL 47
		228836
Manufacturer		STIEBEL ELTRON
Heat source		Outside air
With booster heater		-
Combi boiler with heat pump		-
Rated heating output in colder climates for average temperature applications (Prated)	kW	31
Rated heating output in moderate climates for average temperature applications (Prated)	kW	29
Rated heating output in warmer climates for average temperature applications (Prated)	kW	25
Tj = -7 °C heating output, partial load range in colder climates (Pdh)	kW	22.4
Tj = -7 °C heating output, partial load range under moderate climatic conditions (Pdh)	kW	22.70
Tj = -7 °C heating output, partial load range in warmer climates (Pdh)	kW	22.8
Tj = 2 °C heating output, partial load range in colder climates (Pdh)	kW	26.1
Tj = 2 °C heating output, partial load range under moderate climatic conditions (Pdh)	kW	25.80
Tj = 2 °C heating output, partial load range in warmer climates (Pdh)	kW	25
Tj = 7 °C heating output, partial load range in colder climates (Pdh)	kW	27.1
Tj = 7 °C heating output, partial load range under moderate climatic conditions (Pdh)	kW	26.80
Tj = 7 °C heating output, partial load range in warmer climates (Pdh)	kW	26.2
Tj = 12 °C heating output, partial load range in colder climates (Pdh)	kW	26.7
Tj = 12 °C heating output, partial load range under moderate climatic conditions (Pdh)	kW	26.60
Tj = 12 °C heating output, partial load range in warmer climates (Pdh)	kW	26.5
Tj = dual mode temperature in colder climates (Pdh)	kW	21.4
Tj = dual mode temperature under moderate climatic conditions (Pdh)	kW	23.20
Tj = dual mode temperature in warmer climates (Pdh)	kW	25
Tj = operating temperature limit in colder climates (Pdh)	kW	19.3
Tj = operating temperature limit under moderate climatic conditions (Pdh)	kW	22.10
Tj = operating temperature limit in warmer climates (Pdh)	kW	25
For air/water heat pumps: Tj = -15 °C (if TOL < -20 °C) (Pdh)	kW	21.50
Dual mode temperature in colder climates (Tbiv)	°C	-10
Dual mode temperature in moderate climates (Tbiv)	°C	-5
Dual mode temperature in warmer climates (Tbiv)	°C	2
Seasonal room heating efficiency in colder climates for average temperature applications (ηs)	%	110
Seasonal room heating efficiency in moderate climates for average temperature applications (ηs)	%	113
Seasonal room heating efficiency in warmer climates for average temperature applications (ηs)	%	123
Tj = -7 °C COP, partial load range in colder climates (COPd)		2.6
Tj = -7 °C COP, partial load range under moderate climatic conditions (COPd)		2.33
Tj = -7 °C COP, partial load range in warmer climates (COPd)		2.23
Tj = 2 °C COP, partial load range in colder climates (COPd)		3.09
Tj = 2 °C COP, partial load range under moderate climatic conditions (COPd)		2.78
Tj = 2 °C COP, partial load range in warmer climates (COPd)		2.18
Tj = 7 °C COP, partial load range in colder climates (COPd)		3.76
Tj = 7 °C COP, partial load range under moderate climatic conditions (COPd)		3.43
Tj = 7 °C COP, partial load range in warmer climates (COPd)		2.81
Tj = 12 °C COP, partial load range in colder climates (COPd)		4.29
Tj = 12 °C COP, partial load range under moderate climatic conditions (COPd)		4,1
Tj = 12 °C COP, partial load range in warmer climates (COPd)		3.78
Tj = dual mode temperature in colder climates (COPd)		2.5

Tj = dual mode temperature under moderate climatic conditions (COPd)		2.41
Tj = dual mode temperature in warmer climates (COPd)		2.18
Tj = operating temperature limit in colder climates (COPd)		2.35
Tj = operating temperature limit under moderate climatic conditions (COPd)		2.26
Tj = operating temperature limit in warmer climates (COPd)		2.18
For air/water heat pumps:Tj= -15 °C (if TOL< -20 °C) (COPd)		2.23
Heating water operating temperature limit (WTOL)	°C	60
Power consumption, OFF state (Poff)	W	7.000
Power consumption, thermostat OFF state (PTO)	W	7
Standby power consumption (PSB)	W	7.000
Power consumption, operating state, with crankcase heating (PCK)	W	25.000
Booster heater heating output (PSUB)	kW	6.710
Type of energy supply, booster heater		electric
Power control		Fixed
Sound power level external	dB(A)	67
Annual energy consumption in colder climates for average temperature applications (QHE)	kWh/a	27346
Annual energy consumption in moderate climates for average temperature applications (QHE)	kWh/a	20577
Annual energy consumption in warmer climates for average temperature applications (QHE)	kWh/a	10635
Flow rate, heat source side	m ³ /h	7000
Special measures	For all special measures to be taken during assembly, installation or maintenance of the room heater, see the installation instructions	




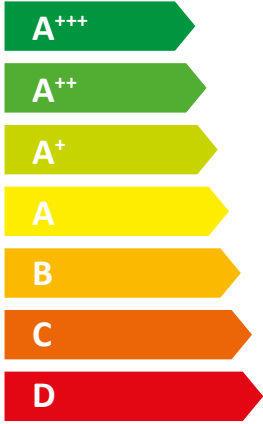
ENERGY

STIEBEL ELTRON WPF 35



55 °C

35 °C



60 dB

60 dB

■ 43	■ 47
■ 34	■ 38
■ 34	■ 38
kW	kW

2019

811/2013

Product datasheet: Room heater to regulation (EU) no. 811/2013 / (S.I. 2019 No. 539 / Schedule 2)


		WPF 35
		233005
Manufacturer		STIEBEL ELTRON
Energy efficiency class for central heating in moderate climates for medium temperature applications		A++
Energy efficiency class for central heating in moderate climates for low temperature applications		A+++
Rated heating output in moderate climates for average temperature applications (Prated)	kW	34
Rated heating output in moderate climates for low temperature applications (Prated)	kW	38
Seasonal room heating efficiency in moderate climates for average temperature applications (η_s)	%	133
Seasonal room heating efficiency in moderate climates for low temperature applications (η_s)	%	200
Annual energy consumption in moderate climates for average temperature applications (QHE)	kWh/a	20029
Annual energy consumption in moderate climates for low temperature applications (QHE)	kWh/a	15136
Sound power level internal	dB(A)	60
Sound power level external	dB(A)	60
Special measures		For all special measures to be taken during assembly, installation or maintenance of the room heater, see the installation instructions
Rated heating output in colder climates for average temperature applications (Prated)	kW	43
Rated heating output in colder climates for low temperature applications (Prated)	kW	47
Rated heating output in warmer climates for average temperature applications (Prated)	kW	34
Rated heating output in warmer climates for low temperature applications (Prated)	kW	38
Seasonal room heating efficiency in colder climates for average temperature applications (η_s)	%	139
Seasonal room heating efficiency in colder climates for low temperature applications (η_s)	%	208
Seasonal room heating efficiency in warmer climates for average temperature applications (η_s)	%	132
Seasonal room heating efficiency in warmer climates for low temperature applications (η_s)	%	199
Annual energy consumption in colder climates for average temperature applications (QHE)	kWh/a	28986
Annual energy consumption in colder climates for low temperature applications (QHE)	kWh/a	21594
Annual energy consumption in warmer climates for average temperature applications (QHE)	kWh/a	13033
Annual energy consumption in warmer climates for low temperature applications (QHE)	kWh/a	9834



ENERGY

STIEBEL ELTRON

WPF 35



A⁺⁺

A⁺⁺⁺

A⁺⁺

A⁺⁺

A⁺

A

B

C

D

E

F

G

+



+



+



+



Product datasheet: Composite system consisting of room heater and temperature controller to regulation (EU) no. 811/2013 / (S.I. 2019 No. 539 / Schedule 2)

		WPF 35
		233005
Manufacturer		STIEBEL ELTRON
Seasonal room heating efficiency in moderate climates for average temperature applications (η_s)	%	133
Temperature controller class		VII
Contribution of temperature controller to room heating energy efficiency	%	3.50
Room heating energy efficiency of composite system under moderate climatic conditions	%	137
Room heating energy efficiency of composite system under colder climatic conditions	%	143
Room heating energy efficiency of composite system under warmer climatic conditions	%	136
Value of differential between room heating energy efficiency under moderate climatic conditions and that under colder climatic conditions	%	6
Value of differential between room heating energy efficiency under warmer climatic conditions and that under moderate climatic conditions	%	1
Energy efficiency class for central heating in moderate climates for medium temperature applications		A++
Room heating energy efficiency class of composite system under moderate climatic conditions		A++

Required details about room heater and combi heater with heat pump to regulation (EU) no. 813/2013 & 811/2013

		WPF 35
		233005
Manufacturer		STIEBEL ELTRON
Heat source		Brine
With booster heater		-
Combi boiler with heat pump		-
Rated heating output in colder climates for average temperature applications (Prated)	kW	43
Rated heating output in moderate climates for average temperature applications (Prated)	kW	34
Rated heating output in warmer climates for average temperature applications (Prated)	kW	34
Tj = -7 °C heating output, partial load range in colder climates (Pdh)	kW	35.8
Tj = -7 °C heating output, partial load range under moderate climatic conditions (Pdh)	kW	34.50
Tj = -7 °C heating output, partial load range in warmer climates (Pdh)	kW	34.1
Tj = 2 °C heating output, partial load range in colder climates (Pdh)	kW	36.7
Tj = 2 °C heating output, partial load range under moderate climatic conditions (Pdh)	kW	35.80
Tj = 2 °C heating output, partial load range in warmer climates (Pdh)	kW	34.1
Tj = 7 °C heating output, partial load range in colder climates (Pdh)	kW	37.4
Tj = 7 °C heating output, partial load range under moderate climatic conditions (Pdh)	kW	36.70
Tj = 7 °C heating output, partial load range in warmer climates (Pdh)	kW	35.2
Tj = 12 °C heating output, partial load range in colder climates (Pdh)	kW	37.9
Tj = 12 °C heating output, partial load range under moderate climatic conditions (Pdh)	kW	37.50
Tj = 12 °C heating output, partial load range in warmer climates (Pdh)	kW	37
Tj = dual mode temperature in colder climates (Pdh)	kW	35.3
Tj = dual mode temperature under moderate climatic conditions (Pdh)	kW	34.10
Tj = dual mode temperature in warmer climates (Pdh)	kW	34.1
Tj = operating temperature limit in colder climates (Pdh)	kW	34.1
Tj = operating temperature limit under moderate climatic conditions (Pdh)	kW	34.10
Tj = operating temperature limit in warmer climates (Pdh)	kW	34.1
For air/water heat pumps: Tj = -15 °C (if TOL < -20 °C) (Pdh)	kW	34.10
Dual mode temperature in colder climates (Tbiv)	°C	-15
Dual mode temperature in moderate climates (Tbiv)	°C	-10
Dual mode temperature in warmer climates (Tbiv)	°C	2
Seasonal room heating efficiency in colder climates for average temperature applications (ηs)	%	139
Seasonal room heating efficiency in moderate climates for average temperature applications (ηs)	%	133
Seasonal room heating efficiency in warmer climates for average temperature applications (ηs)	%	132
Tj = -7 °C COP, partial load range in colder climates (COPd)		3.48
Tj = -7 °C COP, partial load range under moderate climatic conditions (COPd)		2.95
Tj = -7 °C COP, partial load range in warmer climates (COPd)		2.82
Tj = 2 °C COP, partial load range in colder climates (COPd)		3.91
Tj = 2 °C COP, partial load range under moderate climatic conditions (COPd)		3.50
Tj = 2 °C COP, partial load range in warmer climates (COPd)		2.82
Tj = 7 °C COP, partial load range in colder climates (COPd)		4.32
Tj = 7 °C COP, partial load range under moderate climatic conditions (COPd)		3.91
Tj = 7 °C COP, partial load range in warmer climates (COPd)		3.24
Tj = 12 °C COP, partial load range in colder climates (COPd)		4.66
Tj = 12 °C COP, partial load range under moderate climatic conditions (COPd)		4.42
Tj = 12 °C COP, partial load range in warmer climates (COPd)		4.08
Tj = dual mode temperature in colder climates (COPd)		3.25

Tj = dual mode temperature under moderate climatic conditions (COPd)		2.82
Tj = dual mode temperature in warmer climates (COPd)		2.82
Tj = operating temperature limit in colder climates (COPd)		2.82
Tj = operating temperature limit under moderate climatic conditions (COPd)		2.82
Tj = operating temperature limit in warmer climates (COPd)		2.82
For air/water heat pumps: Tj= -15 °C (if TOL < -20 °C) (COPd)		2.82
Heating water operating temperature limit (WTOL)	°C	60
Power consumption, OFF state (Poff)	W	0.000
Power consumption, thermostat OFF state (PTO)	W	7
Standby power consumption (PSB)	W	7.000
Power consumption, operating state, with crankcase heating (PCK)	W	74.000
Booster heater heating output (PSUB)	kW	0.000
Type of energy supply, booster heater		electric
Power control		Fixed
Sound power level external	dB(A)	60
Sound power level internal	dB(A)	60
Annual energy consumption in colder climates for average temperature applications (QHE)	kWh/a	28986
Annual energy consumption in moderate climates for average temperature applications (QHE)	kWh/a	20029
Annual energy consumption in warmer climates for average temperature applications (QHE)	kWh/a	13033
Flow rate, heat source side	m ³ /h	8,8
Special measures	For all special measures to be taken during assembly, installation or maintenance of the room heater, see the installation instructions	




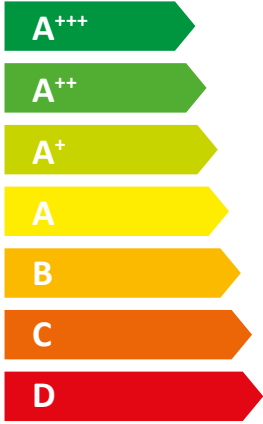
ENERGY

STIEBEL ELTRON WPF 40



55 °C

35 °C



59 dB

59 dB

■ 50	■ 53
■ 40	■ 43
■ 40	■ 43
kW	kW

2019

811/2013

Product datasheet: Room heater to regulation (EU) no. 811/2013 / (S.I. 2019 No. 539 / Schedule 2)


		WPF 40
		233006
Manufacturer		STIEBEL ELTRON
Energy efficiency class for central heating in moderate climates for medium temperature applications		A++
Energy efficiency class for central heating in moderate climates for low temperature applications		A+++
Rated heating output in moderate climates for average temperature applications (Prated)	kW	40
Rated heating output in moderate climates for low temperature applications (Prated)	kW	43
Seasonal room heating efficiency in moderate climates for average temperature applications (η_s)	%	133
Seasonal room heating efficiency in moderate climates for low temperature applications (η_s)	%	194
Annual energy consumption in moderate climates for average temperature applications (QHE)	kWh/a	23479
Annual energy consumption in moderate climates for low temperature applications (QHE)	kWh/a	17606
Sound power level internal	dB(A)	59
Sound power level external	dB(A)	59
Special measures		For all special measures to be taken during assembly, installation or maintenance of the room heater, see the installation instructions
Rated heating output in colder climates for average temperature applications (Prated)	kW	50
Rated heating output in colder climates for low temperature applications (Prated)	kW	53
Rated heating output in warmer climates for average temperature applications (Prated)	kW	40
Rated heating output in warmer climates for low temperature applications (Prated)	kW	43
Seasonal room heating efficiency in colder climates for average temperature applications (η_s)	%	139
Seasonal room heating efficiency in colder climates for low temperature applications (η_s)	%	202
Seasonal room heating efficiency in warmer climates for average temperature applications (η_s)	%	133
Seasonal room heating efficiency in warmer climates for low temperature applications (η_s)	%	194
Annual energy consumption in colder climates for average temperature applications (QHE)	kWh/a	33723
Annual energy consumption in colder climates for low temperature applications (QHE)	kWh/a	25071
Annual energy consumption in warmer climates for average temperature applications (QHE)	kWh/a	15248
Annual energy consumption in warmer climates for low temperature applications (QHE)	kWh/a	11415



ENERGY

STIEBEL ELTRON

WPF 40



A⁺⁺

A⁺⁺⁺

A⁺⁺

A⁺⁺

A⁺

A

B

C


D

E

F

G

+



+



+



+



Product datasheet: Composite system consisting of room heater and temperature controller to regulation (EU) no. 811/2013 / (S.I. 2019 No. 539 / Schedule 2)

		WPF 40
		233006
Manufacturer		STIEBEL ELTRON
Seasonal room heating efficiency in moderate climates for average temperature applications (η_s)	%	133
Temperature controller class		VII
Contribution of temperature controller to room heating energy efficiency	%	3.50
Room heating energy efficiency of composite system under moderate climatic conditions	%	137
Room heating energy efficiency of composite system under colder climatic conditions	%	143
Room heating energy efficiency of composite system under warmer climatic conditions	%	137
Value of differential between room heating energy efficiency under moderate climatic conditions and that under colder climatic conditions	%	6
Value of differential between room heating energy efficiency under warmer climatic conditions and that under moderate climatic conditions	%	0
Energy efficiency class for central heating in moderate climates for medium temperature applications		A++
Room heating energy efficiency class of composite system under moderate climatic conditions		A++

Required details about room heater and combi heater with heat pump to regulation (EU) no. 813/2013 & 811/2013

		WPF 40
		233006
Manufacturer		STIEBEL ELTRON
Heat source		Brine
With booster heater		-
Combi boiler with heat pump		-
Rated heating output in colder climates for average temperature applications (Prated)	kW	50
Rated heating output in moderate climates for average temperature applications (Prated)	kW	40
Rated heating output in warmer climates for average temperature applications (Prated)	kW	40
Tj = -7 °C heating output, partial load range in colder climates (Pdh)	kW	41.5
Tj = -7 °C heating output, partial load range under moderate climatic conditions (Pdh)	kW	40.50
Tj = -7 °C heating output, partial load range in warmer climates (Pdh)	kW	40.2
Tj = 2 °C heating output, partial load range in colder climates (Pdh)	kW	42.1
Tj = 2 °C heating output, partial load range under moderate climatic conditions (Pdh)	kW	41.50
Tj = 2 °C heating output, partial load range in warmer climates (Pdh)	kW	40.2
Tj = 7 °C heating output, partial load range in colder climates (Pdh)	kW	42.6
Tj = 7 °C heating output, partial load range under moderate climatic conditions (Pdh)	kW	42.10
Tj = 7 °C heating output, partial load range in warmer climates (Pdh)	kW	41.1
Tj = 12 °C heating output, partial load range in colder climates (Pdh)	kW	43
Tj = 12 °C heating output, partial load range under moderate climatic conditions (Pdh)	kW	42.80
Tj = 12 °C heating output, partial load range in warmer climates (Pdh)	kW	42.4
Tj = dual mode temperature in colder climates (Pdh)	kW	41.1
Tj = dual mode temperature under moderate climatic conditions (Pdh)	kW	40.20
Tj = dual mode temperature in warmer climates (Pdh)	kW	40.2
Tj = operating temperature limit in colder climates (Pdh)	kW	40.2
Tj = operating temperature limit under moderate climatic conditions (Pdh)	kW	40.20
Tj = operating temperature limit in warmer climates (Pdh)	kW	40.2
For air/water heat pumps: Tj = -15 °C (if TOL < -20 °C) (Pdh)	kW	40.20
Dual mode temperature in colder climates (Tbiv)	°C	-15
Dual mode temperature in moderate climates (Tbiv)	°C	-10
Dual mode temperature in warmer climates (Tbiv)	°C	2
Seasonal room heating efficiency in colder climates for average temperature applications (ηs)	%	139
Seasonal room heating efficiency in moderate climates for average temperature applications (ηs)	%	133
Seasonal room heating efficiency in warmer climates for average temperature applications (ηs)	%	133
Tj = -7 °C COP, partial load range in colder climates (COPd)		3.49
Tj = -7 °C COP, partial load range under moderate climatic conditions (COPd)		3.00
Tj = -7 °C COP, partial load range in warmer climates (COPd)		2.88
Tj = 2 °C COP, partial load range in colder climates (COPd)		3.9
Tj = 2 °C COP, partial load range under moderate climatic conditions (COPd)		3.51
Tj = 2 °C COP, partial load range in warmer climates (COPd)		2.88
Tj = 7 °C COP, partial load range in colder climates (COPd)		4.28
Tj = 7 °C COP, partial load range under moderate climatic conditions (COPd)		3.90
Tj = 7 °C COP, partial load range in warmer climates (COPd)		3.27
Tj = 12 °C COP, partial load range in colder climates (COPd)		4.6
Tj = 12 °C COP, partial load range under moderate climatic conditions (COPd)		4.38
Tj = 12 °C COP, partial load range in warmer climates (COPd)		4.05
Tj = dual mode temperature in colder climates (COPd)		3.27

Tj = dual mode temperature under moderate climatic conditions (COPd)		2.88
Tj = dual mode temperature in warmer climates (COPd)		2.88
Tj = operating temperature limit in colder climates (COPd)		2.88
Tj = operating temperature limit under moderate climatic conditions (COPd)		2.88
Tj = operating temperature limit in warmer climates (COPd)		2.88
For air/water heat pumps:Tj= -15 °C (if TOL< -20 °C) (COPd)		2.88
Heating water operating temperature limit (WTOL)	°C	60
Power consumption, OFF state (Poff)	W	0.000
Power consumption, thermostat OFF state (PTO)	W	7
Standby power consumption (PSB)	W	7.000
Power consumption, operating state, with crankcase heating (PCK)	W	74.000
Booster heater heating output (PSUB)	kW	0.000
Type of energy supply, booster heater		electric
Power control		Fixed
Sound power level external	dB(A)	59
Sound power level internal	dB(A)	59
Annual energy consumption in colder climates for average temperature applications (QHE)	kWh/a	33723
Annual energy consumption in moderate climates for average temperature applications (QHE)	kWh/a	23479
Annual energy consumption in warmer climates for average temperature applications (QHE)	kWh/a	15248
Flow rate, heat source side	m ³ /h	10.5
Special measures	For all special measures to be taken during assembly, installation or maintenance of the room heater, see the installation instructions	



ENERGY

STIEBEL ELTRON WPF 52



55 °C

35 °C



A++

A+++

59 dB

59 dB

■ 65	■ 69
■ 52	■ 56
■ 52	■ 56
kW	kW

2019

811/2013

Product datasheet: Room heater to regulation (EU) no. 811/2013 / (S.I. 2019 No. 539 / Schedule 2)


		WPF 52
		233007
Manufacturer		STIEBEL ELTRON
Energy efficiency class for central heating in moderate climates for medium temperature applications		A++
Energy efficiency class for central heating in moderate climates for low temperature applications		A+++
Rated heating output in moderate climates for average temperature applications (Prated)	kW	52
Rated heating output in moderate climates for low temperature applications (Prated)	kW	56
Seasonal room heating efficiency in moderate climates for average temperature applications (η_s)	%	138
Seasonal room heating efficiency in moderate climates for low temperature applications (η_s)	%	200
Annual energy consumption in moderate climates for average temperature applications (QHE)	kWh/a	29469
Annual energy consumption in moderate climates for low temperature applications (QHE)	kWh/a	22209
Sound power level internal	dB(A)	59
Sound power level external	dB(A)	59
Special measures		For all special measures to be taken during assembly, installation or maintenance of the room heater, see the installation instructions
Rated heating output in colder climates for average temperature applications (Prated)	kW	65
Rated heating output in colder climates for low temperature applications (Prated)	kW	69
Rated heating output in warmer climates for average temperature applications (Prated)	kW	52
Rated heating output in warmer climates for low temperature applications (Prated)	kW	56
Seasonal room heating efficiency in colder climates for average temperature applications (η_s)	%	144
Seasonal room heating efficiency in colder climates for low temperature applications (η_s)	%	207
Seasonal room heating efficiency in warmer climates for average temperature applications (η_s)	%	138
Seasonal room heating efficiency in warmer climates for low temperature applications (η_s)	%	199
Annual energy consumption in colder climates for average temperature applications (QHE)	kWh/a	42330
Annual energy consumption in colder climates for low temperature applications (QHE)	kWh/a	31644
Annual energy consumption in warmer climates for average temperature applications (QHE)	kWh/a	19157
Annual energy consumption in warmer climates for low temperature applications (QHE)	kWh/a	14419



ENERGY

STIEBEL ELTRON

WPF 52



A⁺⁺

A⁺⁺⁺

A⁺⁺

A⁺⁺

A⁺

A

B

C


D

E

F

G

+



+



+



+



Product datasheet: Composite system consisting of room heater and temperature controller to regulation (EU) no. 811/2013 / (S.I. 2019 No. 539 / Schedule 2)

		WPF 52
		233007
Manufacturer		STIEBEL ELTRON
Seasonal room heating efficiency in moderate climates for average temperature applications (η_s)	%	138
Temperature controller class		VII
Contribution of temperature controller to room heating energy efficiency	%	3.50
Room heating energy efficiency of composite system under moderate climatic conditions	%	142
Room heating energy efficiency of composite system under colder climatic conditions	%	148
Room heating energy efficiency of composite system under warmer climatic conditions	%	142
Value of differential between room heating energy efficiency under moderate climatic conditions and that under colder climatic conditions	%	6
Value of differential between room heating energy efficiency under warmer climatic conditions and that under moderate climatic conditions	%	0
Energy efficiency class for central heating in moderate climates for medium temperature applications		A++
Room heating energy efficiency class of composite system under moderate climatic conditions		A++

Required details about room heater and combi heater with heat pump to regulation (EU) no. 813/2013 & 811/2013

		WPF 52
		233007
Manufacturer		STIEBEL ELTRON
Heat source		Brine
With booster heater		-
Combi boiler with heat pump		-
Rated heating output in colder climates for average temperature applications (Prated)	kW	65
Rated heating output in moderate climates for average temperature applications (Prated)	kW	52
Rated heating output in warmer climates for average temperature applications (Prated)	kW	52
Tj = -7 °C heating output, partial load range in colder climates (Pdh)	kW	53.8
Tj = -7 °C heating output, partial load range under moderate climatic conditions (Pdh)	kW	52.20
Tj = -7 °C heating output, partial load range in warmer climates (Pdh)	kW	52.2
Tj = 2 °C heating output, partial load range in colder climates (Pdh)	kW	54.6
Tj = 2 °C heating output, partial load range under moderate climatic conditions (Pdh)	kW	53.80
Tj = 2 °C heating output, partial load range in warmer climates (Pdh)	kW	52.2
Tj = 7 °C heating output, partial load range in colder climates (Pdh)	kW	55.3
Tj = 7 °C heating output, partial load range under moderate climatic conditions (Pdh)	kW	54.60
Tj = 7 °C heating output, partial load range in warmer climates (Pdh)	kW	53.3
Tj = 12 °C heating output, partial load range in colder climates (Pdh)	kW	55.7
Tj = 12 °C heating output, partial load range under moderate climatic conditions (Pdh)	kW	55.40
Tj = 12 °C heating output, partial load range in warmer climates (Pdh)	kW	54.9
Tj = dual mode temperature in colder climates (Pdh)	kW	53.3
Tj = dual mode temperature under moderate climatic conditions (Pdh)	kW	52.20
Tj = dual mode temperature in warmer climates (Pdh)	kW	52.2
Tj = operating temperature limit in colder climates (Pdh)	kW	52.2
Tj = operating temperature limit under moderate climatic conditions (Pdh)	kW	52.20
Tj = operating temperature limit in warmer climates (Pdh)	kW	52.2
For air/water heat pumps: Tj = -15 °C (if TOL < -20 °C) (Pdh)	kW	52.20
Dual mode temperature in colder climates (Tbiv)	°C	-15
Dual mode temperature in moderate climates (Tbiv)	°C	-10
Dual mode temperature in warmer climates (Tbiv)	°C	2
Seasonal room heating efficiency in colder climates for average temperature applications (ηs)	%	144
Seasonal room heating efficiency in moderate climates for average temperature applications (ηs)	%	138
Seasonal room heating efficiency in warmer climates for average temperature applications (ηs)	%	138
Tj = -7 °C COP, partial load range in colder climates (COPd)		3.62
Tj = -7 °C COP, partial load range under moderate climatic conditions (COPd)		3.12
Tj = -7 °C COP, partial load range in warmer climates (COPd)		2.99
Tj = 2 °C COP, partial load range in colder climates (COPd)		4.03
Tj = 2 °C COP, partial load range under moderate climatic conditions (COPd)		3.64
Tj = 2 °C COP, partial load range in warmer climates (COPd)		2.99
Tj = 7 °C COP, partial load range in colder climates (COPd)		4.42
Tj = 7 °C COP, partial load range under moderate climatic conditions (COPd)		4.03
Tj = 7 °C COP, partial load range in warmer climates (COPd)		3.39
Tj = 12 °C COP, partial load range in colder climates (COPd)		4.74
Tj = 12 °C COP, partial load range under moderate climatic conditions (COPd)		4.52
Tj = 12 °C COP, partial load range in warmer climates (COPd)		4.19
Tj = dual mode temperature in colder climates (COPd)		3.39

Tj = dual mode temperature under moderate climatic conditions (COPd)		2.99
Tj = dual mode temperature in warmer climates (COPd)		2.99
Tj = operating temperature limit in colder climates (COPd)		2.99
Tj = operating temperature limit under moderate climatic conditions (COPd)		2.99
Tj = operating temperature limit in warmer climates (COPd)		2.99
For air/water heat pumps: Tj= -15 °C (if TOL < -20 °C) (COPd)		2.99
Heating water operating temperature limit (WTOL)	°C	60
Power consumption, OFF state (Poff)	W	0.000
Power consumption, thermostat OFF state (PTO)	W	7
Standby power consumption (PSB)	W	7.000
Power consumption, operating state, with crankcase heating (PCK)	W	99.000
Booster heater heating output (PSUB)	kW	0.000
Type of energy supply, booster heater		electric
Power control		Fixed
Sound power level external	dB(A)	59
Sound power level internal	dB(A)	59
Annual energy consumption in colder climates for average temperature applications (QHE)	kWh/a	42330
Annual energy consumption in moderate climates for average temperature applications (QHE)	kWh/a	29469
Annual energy consumption in warmer climates for average temperature applications (QHE)	kWh/a	19157
Flow rate, heat source side	m ³ /h	13
Special measures	For all special measures to be taken during assembly, installation or maintenance of the room heater, see the installation instructions	