



ENERGY

STIEBEL ELTRON

WPC 04



A++



A

Two icons showing sound power levels: a house with a speaker icon and the text "43 dB", and a house with a speaker icon and the text "0 dB".



A legend for power output levels, showing three colored squares: a dark blue square labeled "6 kW", a medium blue square labeled "5 kW", and a light blue square labeled "5 kW".

2019

811/2013

Product datasheet: Combi heater to regulation (EU) no. 811/2013 / (S.I. 2019 No. 539 / Schedule 2)






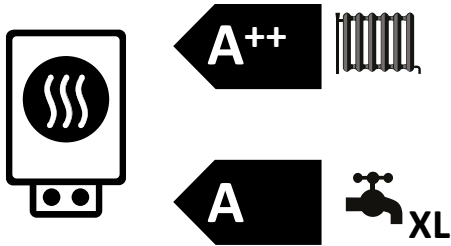
		WPC 04
		232926
Manufacturer		STIEBEL ELTRON
Load profile		XL
Energy efficiency class for central heating in moderate climates for medium temperature applications		A++
Energy efficiency class for central heating in moderate climates for low temperature applications		A+++
Energy efficiency category for DHW heating under moderate climatic conditions		A
Rated heating output in moderate climates for average temperature applications (Prated)	kW	4
Rated heating output in moderate climates for low temperature applications (Prated)	kW	5
Annual energy consumption in moderate climates for average temperature applications (QHE)	kWh/a	2583
Annual energy consumption in moderate climates for low temperature applications (QHE)	kWh/a	2002
Annual power consumption in moderate climates (AEC)	kWh/a	1458
Seasonal room heating efficiency in moderate climates for average temperature applications (η_s)	%	128
Seasonal room heating efficiency in moderate climates for low temperature applications (η_s)	%	189
Energy efficiency for DHW heating (η_{wh}) under moderate climatic conditions	%	116
Sound power level internal	dB(A)	43
Sound power level external	dB(A)	0
Special measures	For all special measures to be taken during assembly, installation or maintenance of the room heater, see the installation instructions	
Rated heating output in colder climates for average temperature applications (Prated)	kW	5
Rated heating output in colder climates for low temperature applications (Prated)	kW	6
Rated heating output in warmer climates for average temperature applications (Prated)	kW	4
Rated heating output in warmer climates for low temperature applications (Prated)	kW	5
Annual energy consumption in colder climates for average temperature applications (QHE)	kWh/a	3774
Annual energy consumption in colder climates for low temperature applications (QHE)	kWh/a	2888
Annual energy consumption in warmer climates for average temperature applications (QHE)	kWh/a	1690
Annual energy consumption in warmer climates for low temperature applications (QHE)	kWh/a	1310
Annual power consumption in colder climates (AEC)	kWh/a	1458
Annual power consumption in warmer climates (AEC)	kWh/a	1458
Seasonal room heating efficiency in colder climates for average temperature applications (η_s)	%	133
Seasonal room heating efficiency in colder climates for low temperature applications (η_s)	%	195
Seasonal room heating efficiency in warmer climates for average temperature applications (η_s)	%	126
Seasonal room heating efficiency in warmer climates for low temperature applications (η_s)	%	187
Energy efficiency for DHW heating (η_{wh}) under colder climatic conditions	%	116
Energy efficiency for DHW heating (η_{wh}) under warmer climatic conditions	%	116
Operation exclusively enabled during low load times		-



ENERGY

STIEBEL ELTRON

WPC 04



Product datasheet: Composite system consisting of room heater and temperature controller to regulation (EU) no. 811/2013 / (S.I. 2019 No. 539 / Schedule 2)

		WPC 04
		232926
Manufacturer		STIEBEL ELTRON
Seasonal room heating efficiency in moderate climates for average temperature applications (η_s)	%	128
Temperature controller class		VII
Contribution of temperature controller to room heating energy efficiency	%	3.50
Room heating energy efficiency of composite system under moderate climatic conditions	%	132
Room heating energy efficiency of composite system under colder climatic conditions	%	137
Room heating energy efficiency of composite system under warmer climatic conditions	%	130
Value of differential between room heating energy efficiency under moderate climatic conditions and that under colder climatic conditions	%	5
Value of differential between room heating energy efficiency under warmer climatic conditions and that under moderate climatic conditions	%	2
Energy efficiency class for central heating in moderate climates for medium temperature applications		A++
Room heating energy efficiency class of composite system under moderate climatic conditions		A++
Energy efficiency category for DHW heating under moderate climatic conditions		A
Load profile		XL

Required details about room heater and combi heater with heat pump to regulation (EU) no. 813/2013 & 811/2013

		WPC 04
		232926
Manufacturer		STIEBEL ELTRON
With booster heater		x
Combi boiler with heat pump		x
Rated heating output in colder climates for average temperature applications (Prated)	kW	5
Rated heating output in moderate climates for average temperature applications (Prated)	kW	4
Rated heating output in warmer climates for average temperature applications (Prated)	kW	4
Tj = -7 °C heating output, partial load range in colder climates (Pdh)	kW	4.5
Tj = -7 °C heating output, partial load range under moderate climatic conditions (Pdh)	kW	4.30
Tj = -7 °C heating output, partial load range in warmer climates (Pdh)	kW	4.3
Tj = 2 °C heating output, partial load range in colder climates (Pdh)	kW	4.6
Tj = 2 °C heating output, partial load range under moderate climatic conditions (Pdh)	kW	4.50
Tj = 2 °C heating output, partial load range in warmer climates (Pdh)	kW	4.3
Tj = 7 °C heating output, partial load range in colder climates (Pdh)	kW	4.7
Tj = 7 °C heating output, partial load range under moderate climatic conditions (Pdh)	kW	4.60
Tj = 7 °C heating output, partial load range in warmer climates (Pdh)	kW	4.4
Tj = 12 °C heating output, partial load range in colder climates (Pdh)	kW	4.7
Tj = 12 °C heating output, partial load range under moderate climatic conditions (Pdh)	kW	4.70
Tj = 12 °C heating output, partial load range in warmer climates (Pdh)	kW	4.6
Tj = dual mode temperature in colder climates (Pdh)	kW	4.4
Tj = dual mode temperature under moderate climatic conditions (Pdh)	kW	4.30
Tj = dual mode temperature in warmer climates (Pdh)	kW	4.3
Tj = operating temperature limit in colder climates (Pdh)	kW	4.3
Tj = operating temperature limit under moderate climatic conditions (Pdh)	kW	4.30
Tj = operating temperature limit in warmer climates (Pdh)	kW	4.3
For air/water heat pumps: Tj = -15 °C (if TOL < -20 °C) (Pdh)	kW	4.30
Dual mode temperature in colder climates (Tbiv)	°C	-15
Dual mode temperature in moderate climates (Tbiv)	°C	-10
Dual mode temperature in warmer climates (Tbiv)	°C	2
Seasonal room heating efficiency in colder climates for average temperature applications (ηs)	%	133
Seasonal room heating efficiency in moderate climates for average temperature applications (ηs)	%	128
Seasonal room heating efficiency in warmer climates for average temperature applications (ηs)	%	126
Tj = -7 °C COP, partial load range in colder climates (COPd)		3.34
Tj = -7 °C COP, partial load range under moderate climatic conditions (COPd)		2.85
Tj = -7 °C COP, partial load range in warmer climates (COPd)		2.72
Tj = 2 °C COP, partial load range in colder climates (COPd)		3.73
Tj = 2 °C COP, partial load range under moderate climatic conditions (COPd)		3.35
Tj = 2 °C COP, partial load range in warmer climates (COPd)		2.72
Tj = 7 °C COP, partial load range in colder climates (COPd)		4.09
Tj = 7 °C COP, partial load range under moderate climatic conditions (COPd)		3.73
Tj = 7 °C COP, partial load range in warmer climates (COPd)		3.11
Tj = 12 °C COP, partial load range in colder climates (COPd)		4.39
Tj = 12 °C COP, partial load range under moderate climatic conditions (COPd)		4.18
Tj = 12 °C COP, partial load range in warmer climates (COPd)		3.87
Tj = dual mode temperature in colder climates (COPd)		3.12
Tj = dual mode temperature under moderate climatic conditions (COPd)		2.72

Tj = dual mode temperature in warmer climates (COPd)		2.72
Tj = operating temperature limit in colder climates (COPd)		2.72
Tj = operating temperature limit under moderate climatic conditions (COPd)		2.72
Tj = operating temperature limit in warmer climates (COPd)		2.72
For air/water heat pumps: Tj= -15 °C (if TOL < -20 °C) (COPd)		2.72
Heating water operating temperature limit (WTOL)	°C	65
Power consumption, OFF state (Poff)	W	0
Power consumption, thermostat OFF state (PTO)	W	54
Standby power consumption (PSB)	W	9
Power consumption, operating state, with crankcase heating (PCK)	W	0
Booster heater heating output (PSUB)	kW	0.00
Type of energy supply, booster heater		electric
Power control		Fixed
Sound power level external	dB(A)	0
Sound power level internal	dB(A)	43
Annual energy consumption in colder climates for average temperature applications (QHE)	kWh/a	3774
Annual energy consumption in moderate climates for average temperature applications (QHE)	kWh/a	2583
Annual energy consumption in warmer climates for average temperature applications (QHE)	kWh/a	1690
Flow rate, heat source side	m ³ /h	1.15
Load profile		XL
Daily power consumption in colder climates (QELEC)	kWh	6.68
Daily power consumption (Qelec)	kWh	6.68
Daily power consumption in warmer climates (QELEC)	kWh	6.68
Annual power consumption in colder climates (AEC)	kWh/a	1458
Annual power consumption in moderate climates (AEC)	kWh/a	1458
Annual power consumption in warmer climates (AEC)	kWh/a	1458
Energy efficiency for DHW heating (Γ_{wh}) under moderate climatic conditions	%	116
Special measures	For all special measures to be taken during assembly, installation or maintenance of the room heater, see the installation instructions	