



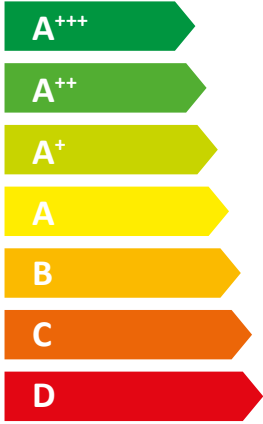
ENERGY

STIEBEL ELTRON WPL 19 A



55 °C

35 °C



59 dB

| | |
|------|------|
| ■ 16 | ■ 17 |
| ■ 13 | ■ 12 |
| ■ 10 | ■ 8 |
| kW | kW |

2019

811/2013

Product datasheet: Room heater to regulation (EU) no. 811/2013 / (S.I. 2019 No. 539 / Schedule 2)


| | | WPL 19 A |
|---|---|-----------------|
| | | 236412 |
| Manufacturer | | STIEBEL ELTRON |
| Energy efficiency class for central heating in moderate climates for medium temperature applications | | A++ |
| Energy efficiency class for central heating in moderate climates for low temperature applications | | A+++ |
| Rated heating output in moderate climates for average temperature applications (Prated) | kW | 13 |
| Rated heating output in moderate climates for low temperature applications (Prated) | kW | 12 |
| Seasonal room heating efficiency in moderate climates for average temperature applications (η_s) | % | 142 |
| Seasonal room heating efficiency in moderate climates for low temperature applications (η_s) | % | 174 |
| Annual energy consumption in moderate climates for average temperature applications (QHE) | kWh/a | 7498 |
| Annual energy consumption in moderate climates for low temperature applications (QHE) | kWh/a | 5699 |
| Sound power level external | dB(A) | 59 |
| Special measures | For all special measures to be taken during assembly, installation or maintenance of the room heater, see the installation instructions | |
| Rated heating output in colder climates for average temperature applications (Prated) | kW | 16 |
| Rated heating output in colder climates for low temperature applications (Prated) | kW | 17 |
| Rated heating output in warmer climates for average temperature applications (Prated) | kW | 10 |
| Rated heating output in warmer climates for low temperature applications (Prated) | kW | 8 |
| Seasonal room heating efficiency in colder climates for average temperature applications (η_s) | % | 132 |
| Seasonal room heating efficiency in colder climates for low temperature applications (η_s) | % | 140 |
| Seasonal room heating efficiency in warmer climates for average temperature applications (η_s) | % | 157 |
| Seasonal room heating efficiency in warmer climates for low temperature applications (η_s) | % | 194 |
| Annual energy consumption in colder climates for average temperature applications (QHE) | kWh/a | 12274 |
| Annual energy consumption in colder climates for low temperature applications (QHE) | kWh/a | 12341 |
| Annual energy consumption in warmer climates for average temperature applications (QHE) | kWh/a | 3371 |
| Annual energy consumption in warmer climates for low temperature applications (QHE) | kWh/a | 2174 |



ENERGY

STIEBEL ELTRON

WPL 19 A



A⁺⁺

A⁺⁺⁺

A⁺⁺

A⁺⁺

A⁺

A

B

C


D

E

F

G

+



+



+



+



Product datasheet: Composite system consisting of room heater and temperature controller to regulation (EU) no. 811/2013 / (S.I. 2019 No. 539 / Schedule 2)

| | | WPL 19 A |
|---|---|-----------------|
| | | 236412 |
| Manufacturer | | STIEBEL ELTRON |
| Seasonal room heating efficiency in moderate climates for average temperature applications (η_s) | % | 142 |
| Temperature controller class | | VI |
| Contribution of temperature controller to room heating energy efficiency | % | 4 |
| Room heating energy efficiency of composite system under moderate climatic conditions | % | 148 |
| Room heating energy efficiency of composite system under colder climatic conditions | % | 125 |
| Room heating energy efficiency of composite system under warmer climatic conditions | % | 175 |
| Value of differential between room heating energy efficiency under moderate climatic conditions and that under colder climatic conditions | % | 23 |
| Value of differential between room heating energy efficiency under warmer climatic conditions and that under moderate climatic conditions | % | 27 |
| Energy efficiency class for central heating in moderate climates for medium temperature applications | | A++ |
| Room heating energy efficiency class of composite system under moderate climatic conditions | | A++ |

Required details about room heater and combi heater with heat pump to regulation (EU) no. 813/2013 & 811/2013

| | | WPL 19 A |
|---|----|----------------|
| | | 236412 |
| Manufacturer | | STIEBEL ELTRON |
| Heat source | | Outside air |
| With booster heater | | x |
| Combi boiler with heat pump | | - |
| Rated heating output in colder climates for average temperature applications (Prated) | kW | 16 |
| Rated heating output in moderate climates for average temperature applications (Prated) | kW | 13 |
| Rated heating output in warmer climates for average temperature applications (Prated) | kW | 10 |
| Tj = -7 °C heating output, partial load range in colder climates (Pdh) | kW | 10.2 |
| Tj = -7 °C heating output, partial load range under moderate climatic conditions (Pdh) | kW | 10.5 |
| Tj = 2 °C heating output, partial load range in colder climates (Pdh) | kW | 7.4 |
| Tj = 2 °C heating output, partial load range under moderate climatic conditions (Pdh) | kW | 7.4 |
| Tj = 2 °C heating output, partial load range in warmer climates (Pdh) | kW | 7.3 |
| Tj = 7 °C heating output, partial load range in colder climates (Pdh) | kW | 7.7 |
| Tj = 7 °C heating output, partial load range under moderate climatic conditions (Pdh) | kW | 6.8 |
| Tj = 7 °C heating output, partial load range in warmer climates (Pdh) | kW | 7.7 |
| Tj = 12 °C heating output, partial load range in colder climates (Pdh) | kW | 6.9 |
| Tj = 12 °C heating output, partial load range under moderate climatic conditions (Pdh) | kW | 7.1 |
| Tj = 12 °C heating output, partial load range in warmer climates (Pdh) | kW | 7.4 |
| Tj = dual mode temperature in colder climates (Pdh) | kW | 10.6 |
| Tj = dual mode temperature under moderate climatic conditions (Pdh) | kW | 10.6 |
| Tj = dual mode temperature in warmer climates (Pdh) | kW | 7.3 |
| Tj = operating temperature limit in colder climates (Pdh) | kW | 8.4 |
| Tj = operating temperature limit under moderate climatic conditions (Pdh) | kW | 8.4 |
| Tj = operating temperature limit in warmer climates (Pdh) | kW | 7.3 |
| For air/water heat pumps: Tj = -15 °C (if TOL < -20 °C) (Pdh) | kW | 0.0 |
| Dual mode temperature in colder climates (Tbiv) | °C | -7 |
| Dual mode temperature in moderate climates (Tbiv) | °C | -7 |
| Dual mode temperature in warmer climates (Tbiv) | °C | 2 |
| Seasonal room heating efficiency in colder climates for average temperature applications (ηs) | % | 132 |
| Seasonal room heating efficiency in moderate climates for average temperature applications (ηs) | % | 142 |
| Seasonal room heating efficiency in warmer climates for average temperature applications (ηs) | % | 157 |
| Tj = -7 °C COP, partial load range in colder climates (COPd) | | 2.88 |
| Tj = -7 °C COP, partial load range under moderate climatic conditions (COPd) | | 2.58 |
| Tj = 2 °C COP, partial load range in colder climates (COPd) | | 3.95 |
| Tj = 2 °C COP, partial load range under moderate climatic conditions (COPd) | | 3.57 |
| Tj = 2 °C COP, partial load range in warmer climates (COPd) | | 2.84 |
| Tj = 7 °C COP, partial load range in colder climates (COPd) | | 5.32 |
| Tj = 7 °C COP, partial load range under moderate climatic conditions (COPd) | | 4.83 |
| Tj = 7 °C COP, partial load range in warmer climates (COPd) | | 3.80 |
| Tj = 12 °C COP, partial load range in colder climates (COPd) | | 6.62 |
| Tj = 12 °C COP, partial load range under moderate climatic conditions (COPd) | | 6.36 |
| Tj = 12 °C COP, partial load range in warmer climates (COPd) | | 5.92 |
| Tj = dual mode temperature in colder climates (COPd) | | 2.49 |
| Tj = dual mode temperature under moderate climatic conditions (COPd) | | 2.49 |
| Tj = dual mode temperature in warmer climates (COPd) | | 2.84 |

| | | |
|---|---|----------|
| Tj = operating temperature limit in colder climates (COPd) | | 2.03 |
| Tj = operating temperature limit under moderate climatic conditions (COPd) | | 2.03 |
| Tj = operating temperature limit in warmer climates (COPd) | | 2.84 |
| For air/water heat pumps: Tj = -15 °C (if TOL < -20 °C) (COPd) | | 0.00 |
| Heating water operating temperature limit (WTOL) | °C | 65 |
| Power consumption, OFF state (Poff) | W | 25 |
| Power consumption, thermostat OFF state (PTO) | W | 25 |
| Standby power consumption (PSB) | W | 25 |
| Power consumption, operating state, with crankcase heating (PCK) | W | 0 |
| Booster heater heating output in moderate climate (Psup) | kW | 3.5 |
| Type of energy supply, booster heater | | electric |
| Power control | | variable |
| Sound power level external | dB(A) | 59 |
| Annual energy consumption in colder climates for average temperature applications (QHE) | kWh/a | 12274 |
| Annual energy consumption in moderate climates for average temperature applications (QHE) | kWh/a | 7498 |
| Annual energy consumption in warmer climates for average temperature applications (QHE) | kWh/a | 3371 |
| Flow rate, heat source side | m ³ /h | 2300 |
| Special measures | For all special measures to be taken during assembly, installation or maintenance of the room heater, see the installation instructions | |