



ENERGY

STIEBEL ELTRON HPA-O 3 CS Plus flex Set



55 °C

35 °C



A+

A++

52 dB

| | |
|-----|-----|
| ■ 4 | ■ 3 |
| ■ 4 | ■ 4 |
| ■ 3 | ■ 3 |
| kW | kW |

2019

811/2013

Product datasheet: Room heater to regulation (EU) no. 811/2013 / (S.I. 2019 No. 539 / Schedule 2)

| | | HPA-O 3 CS Plus flex Set |
|---|---|---------------------------------|
| | | 239051 |
| Manufacturer | | STIEBEL ELTRON |
| Energy efficiency class for central heating in moderate climates for medium temperature applications | | A+ |
| Energy efficiency class for central heating in moderate climates for low temperature applications | | A++ |
| Rated heating output in moderate climates for average temperature applications (Prated) | kW | 4 |
| Rated heating output in moderate climates for low temperature applications (Prated) | kW | 4 |
| Seasonal room heating efficiency in moderate climates for average temperature applications (η_s) | % | 116 |
| Seasonal room heating efficiency in moderate climates for low temperature applications (η_s) | % | 166 |
| Annual energy consumption in moderate climates for average temperature applications (QHE) | kWh/a | 2089 |
| Annual energy consumption in moderate climates for low temperature applications (QHE) | kWh/a | 1769 |
| Sound power level external | dB(A) | 52 |
| Special measures | For all special measures to be taken during assembly, installation or maintenance of the room heater, see the installation instructions | |
| Rated heating output in colder climates for average temperature applications (Prated) | kW | 4 |
| Rated heating output in colder climates for low temperature applications (Prated) | kW | 3 |
| Rated heating output in warmer climates for average temperature applications (Prated) | kW | 3 |
| Rated heating output in warmer climates for low temperature applications (Prated) | kW | 3 |
| Seasonal room heating efficiency in colder climates for average temperature applications (η_s) | % | 102 |
| Seasonal room heating efficiency in colder climates for low temperature applications (η_s) | % | 148 |
| Seasonal room heating efficiency in warmer climates for average temperature applications (η_s) | % | 137 |
| Seasonal room heating efficiency in warmer climates for low temperature applications (η_s) | % | 200 |
| Annual energy consumption in colder climates for average temperature applications (QHE) | kWh/a | 4016 |
| Annual energy consumption in colder climates for low temperature applications (QHE) | kWh/a | 2186 |
| Annual energy consumption in warmer climates for average temperature applications (QHE) | kWh/a | 1187 |
| Annual energy consumption in warmer climates for low temperature applications (QHE) | kWh/a | 783 |



ENERGY

STIEBEL ELTRON

HPA-O 3 CS Plus flex Set



A⁺

A⁺⁺⁺

A⁺⁺

A⁺

A

B

C

D


E

F


G

A⁺


+




+



+



+



Product datasheet: Composite system consisting of room heater and temperature controller to regulation (EU) no. 811/2013 / (S.I. 2019 No. 539 / Schedule 2)

| | | HPA-O 3 CS Plus flex Set |
|---|---|---------------------------------|
| | | 239051 |
| Manufacturer | | STIEBEL ELTRON |
| Seasonal room heating efficiency in moderate climates for average temperature applications (η_s) | % | 116 |
| Temperature controller class | | VI |
| Contribution of temperature controller to room heating energy efficiency | % | 4 |
| Room heating energy efficiency of composite system under moderate climatic conditions | % | 117 |
| Room heating energy efficiency of composite system under colder climatic conditions | % | 109 |
| Room heating energy efficiency of composite system under warmer climatic conditions | % | 143 |
| Value of differential between room heating energy efficiency under moderate climatic conditions and that under colder climatic conditions | % | 8 |
| Value of differential between room heating energy efficiency under warmer climatic conditions and that under moderate climatic conditions | % | 26 |
| Energy efficiency class for central heating in moderate climates for medium temperature applications | | A+ |
| Room heating energy efficiency class of composite system under moderate climatic conditions | | A+ |

Required details about room heater and combi heater with heat pump to regulation (EU) no. 813/2013 & 811/2013

| | | HPA-O 3 CS Plus flex Set |
|---|----|---------------------------------|
| | | 239051 |
| Manufacturer | | STIEBEL ELTRON |
| Heat source | | Outside air |
| Low temperature heat pump | | - |
| With booster heater | | - |
| Combi boiler with heat pump | | x |
| Rated heating output in colder climates for average temperature applications (Prated) | kW | 4 |
| Rated heating output in moderate climates for average temperature applications (Prated) | kW | 4 |
| Rated heating output in warmer climates for average temperature applications (Prated) | kW | 3 |
| Tj = -7 °C heating output, partial load range in colder climates (Pdh) | kW | 2.65 |
| Tj = -7 °C heating output, partial load range under moderate climatic conditions (Pdh) | kW | 3.10 |
| Tj = 2 °C heating output, partial load range in colder climates (Pdh) | kW | 1.62 |
| Tj = 2 °C heating output, partial load range under moderate climatic conditions (Pdh) | kW | 1.60 |
| Tj = 2 °C heating output, partial load range in warmer climates (Pdh) | kW | 3.15 |
| Tj = 7 °C heating output, partial load range in colder climates (Pdh) | kW | 1.29 |
| Tj = 7 °C heating output, partial load range under moderate climatic conditions (Pdh) | kW | 1.30 |
| Tj = 7 °C heating output, partial load range in warmer climates (Pdh) | kW | 2.03 |
| Tj = 12 °C heating output, partial load range in colder climates (Pdh) | kW | 1.53 |
| Tj = 12 °C heating output, partial load range under moderate climatic conditions (Pdh) | kW | 1.50 |
| Tj = 12 °C heating output, partial load range in warmer climates (Pdh) | kW | 1.5 |
| Tj = dual mode temperature in colder climates (Pdh) | kW | 3 |
| Tj = dual mode temperature under moderate climatic conditions (Pdh) | kW | 2.40 |
| Tj = dual mode temperature in warmer climates (Pdh) | kW | 3.15 |
| Tj = operating temperature limit in colder climates (Pdh) | kW | 2.65 |
| Tj = operating temperature limit under moderate climatic conditions (Pdh) | kW | 3.10 |
| Tj = operating temperature limit in warmer climates (Pdh) | kW | 3.15 |
| For air/water heat pumps: Tj = -15 °C (if TOL < -20 °C) (Pdh) | kW | 0.00 |
| Dual mode temperature in colder climates (Tbiv) | °C | -10 |
| Dual mode temperature in moderate climates (Tbiv) | °C | -5 |
| Dual mode temperature in warmer climates (Tbiv) | °C | 2 |
| Seasonal room heating efficiency in colder climates for average temperature applications (ηs) | % | 102 |
| Seasonal room heating efficiency in moderate climates for average temperature applications (ηs) | % | 116 |
| Seasonal room heating efficiency in warmer climates for average temperature applications (ηs) | % | 137 |
| Tj = -7 °C COP, partial load range in colder climates (COPd) | | 2.3 |
| Tj = -7 °C COP, partial load range under moderate climatic conditions (COPd) | | 2.07 |
| Tj = 2 °C COP, partial load range in colder climates (COPd) | | 3.45 |
| Tj = 2 °C COP, partial load range under moderate climatic conditions (COPd) | | 2.93 |
| Tj = 2 °C COP, partial load range in warmer climates (COPd) | | 2.19 |
| Tj = 7 °C COP, partial load range in colder climates (COPd) | | 4.66 |
| Tj = 7 °C COP, partial load range under moderate climatic conditions (COPd) | | 4.13 |
| Tj = 7 °C COP, partial load range in warmer climates (COPd) | | 3.27 |
| Tj = 12 °C COP, partial load range in colder climates (COPd) | | 6.65 |
| Tj = 12 °C COP, partial load range under moderate climatic conditions (COPd) | | 5.97 |
| Tj = 12 °C COP, partial load range in warmer climates (COPd) | | 5.15 |
| Tj = dual mode temperature in colder climates (COPd) | | 2.09 |
| Tj = dual mode temperature under moderate climatic conditions (COPd) | | 2.17 |

| | | |
|---|---|----------|
| Tj = dual mode temperature in warmer climates (COPd) | | 2.19 |
| Tj = operating temperature limit in colder climates (COPd) | | 2.3 |
| Tj = operating temperature limit under moderate climatic conditions (COPd) | | 2.07 |
| Tj = operating temperature limit in warmer climates (COPd) | | 2.19 |
| For air/water heat pumps: Tj= -15 °C (if TOL < -20 °C) (COPd) | | 0.00 |
| Operating temperature limit in colder climates (TOL) | °C | -15 |
| Operating temperature limit in moderate climates (TOL) | °C | -5 |
| Operating temperature limit in warmer climates (TOL) | °C | 2 |
| Heating water operating temperature limit (WTOL) | °C | 60 |
| Power consumption, OFF state (Poff) | W | 17 |
| Power consumption, thermostat OFF state (PTO) | W | 30 |
| Standby power consumption (PSB) | W | 17 |
| Power consumption, operating state, with crankcase heating (PCK) | W | 5 |
| Booster heater heating output (PSUB) | kW | 2.93 |
| Type of energy supply, booster heater | | electric |
| Power control | | variable |
| Sound power level external | dB(A) | 52 |
| Annual energy consumption in colder climates for average temperature applications (QHE) | kWh/a | 4016 |
| Annual energy consumption in moderate climates for average temperature applications (QHE) | kWh/a | 2089 |
| Annual energy consumption in warmer climates for average temperature applications (QHE) | kWh/a | 1187 |
| Flow rate, heat source side | m ³ /h | 1300 |
| Special measures | For all special measures to be taken during assembly, installation or maintenance of the room heater, see the installation instructions | |