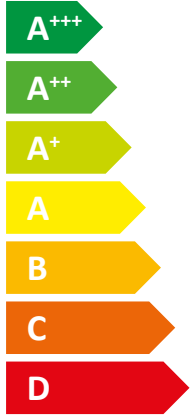






ENERGY

STIEBEL ELTRON

WPL 13 ACS classic UK
compact plus Set S



A++



A

Two icons showing sound power level: a house with a speaker icon and a house with a speaker icon and the text "57 dB".



Legend for power output in kW, shown as colored squares: dark blue for 6 kW, medium blue for 7 kW, and light blue for 6 kW.

2019

811/2013

Product datasheet: Combi heater to regulation (EU) no. 811/2013 / (S.I. 2019 No. 539 / Schedule 2)

		WPL 13 ACS classic UK compact plus Set S
		239116
Manufacturer		STIEBEL ELTRON
Load profile		L
Energy efficiency class for central heating in moderate climates for medium temperature applications		A++
Energy efficiency class for central heating in moderate climates for low temperature applications		A+++
Energy efficiency category for DHW heating under moderate climatic conditions		A
Rated heating output in moderate climates for average temperature applications (Prated)	kW	8
Rated heating output in moderate climates for low temperature applications (Prated)	kW	7
Annual energy consumption in moderate climates for average temperature applications (QHE)	kWh/a	4865
Annual energy consumption in moderate climates for low temperature applications (QHE)	kWh/a	3120
Annual power consumption in moderate climates (AEC)	kWh/a	1532
Seasonal room heating efficiency in moderate climates for average temperature applications (η_s)	%	125
Seasonal room heating efficiency in moderate climates for low temperature applications (η_s)	%	177
Energy efficiency for DHW heating (η_{wh}) under moderate climatic conditions	%	110
Sound power level external	dB(A)	57
Special measures	For all special measures to be taken during assembly, installation or maintenance of the room heater, see the installation instructions	
Rated heating output in colder climates for average temperature applications (Prated)	kW	11
Rated heating output in colder climates for low temperature applications (Prated)	kW	6
Rated heating output in warmer climates for average temperature applications (Prated)	kW	6
Rated heating output in warmer climates for low temperature applications (Prated)	kW	6
Annual energy consumption in colder climates for average temperature applications (QHE)	kWh/a	10193
Annual energy consumption in colder climates for low temperature applications (QHE)	kWh/a	3713
Annual energy consumption in warmer climates for average temperature applications (QHE)	kWh/a	2048
Annual energy consumption in warmer climates for low temperature applications (QHE)	kWh/a	1556
Annual power consumption in colder climates (AEC)	kWh/a	1709
Annual power consumption in warmer climates (AEC)	kWh/a	1200
Seasonal room heating efficiency in colder climates for average temperature applications (η_s)	%	103
Seasonal room heating efficiency in colder climates for low temperature applications (η_s)	%	151
Seasonal room heating efficiency in warmer climates for average temperature applications (η_s)	%	153
Seasonal room heating efficiency in warmer climates for low temperature applications (η_s)	%	213
Energy efficiency for DHW heating (η_{wh}) under colder climatic conditions	%	99
Energy efficiency for DHW heating (η_{wh}) under warmer climatic conditions	%	142
Operation exclusively enabled during low load times		-



ENERGY

STIEBEL ELTRON

WPL 13 ACS classic UK compact plus Set S

Icons representing energy efficiency for heating and hot water. The heating icon is labeled **A++** and the hot water icon is labeled **A**.

Energy efficiency scale for heating, ranging from **A+++** (green) to **G** (red). The selected efficiency level is **A++**.

Icons representing energy efficiency for solar, hot water tank, control, and boiler. The solar, hot water tank, and boiler icons are labeled with a plus sign (+) and a square box. The control icon is labeled with a plus sign (+) and a square box containing an 'X'.

Energy efficiency scale for hot water, ranging from **A+++** (green) to **G** (red). The selected efficiency level is **A**.

Product datasheet: Composite system consisting of room heater and temperature controller to regulation (EU) no. 811/2013 / (S.I. 2019 No. 539 / Schedule 2)

		WPL 13 ACS classic UK compact plus Set S
		239116
Manufacturer		STIEBEL ELTRON
Seasonal room heating efficiency in moderate climates for average temperature applications (η_s)	%	125
Temperature controller class		VI
Contribution of temperature controller to room heating energy efficiency	%	4
Room heating energy efficiency of composite system under moderate climatic conditions	%	129
Room heating energy efficiency of composite system under colder climatic conditions	%	107
Room heating energy efficiency of composite system under warmer climatic conditions	%	156
Value of differential between room heating energy efficiency under moderate climatic conditions and that under colder climatic conditions	%	22
Value of differential between room heating energy efficiency under warmer climatic conditions and that under moderate climatic conditions	%	27
Energy efficiency class for central heating in moderate climates for medium temperature applications		A++
Room heating energy efficiency class of composite system under moderate climatic conditions		A++
Energy efficiency category for DHW heating under moderate climatic conditions		A
Load profile		L

Required details about room heater and combi heater with heat pump to regulation (EU) no. 813/2013 & 811/2013

		WPL 13 ACS classic UK compact plus Set S	
		239116	
Manufacturer		STIEBEL ELTRON	
Heat source		Outside air	
Low temperature heat pump			-
With booster heater			x
Combi boiler with heat pump			x
Rated heating output in colder climates for average temperature applications (Prated)	kW		11
Rated heating output in moderate climates for average temperature applications (Prated)	kW		8
Rated heating output in warmer climates for average temperature applications (Prated)	kW		6
Tj = -7 °C heating output, partial load range in colder climates (Pdh)	kW		6.6
Tj = -7 °C heating output, partial load range under moderate climatic conditions (Pdh)	kW		5.10
Tj = 2 °C heating output, partial load range in colder climates (Pdh)	kW		4
Tj = 2 °C heating output, partial load range under moderate climatic conditions (Pdh)	kW		4.10
Tj = 2 °C heating output, partial load range in warmer climates (Pdh)	kW		6
Tj = 7 °C heating output, partial load range in colder climates (Pdh)	kW		2.7
Tj = 7 °C heating output, partial load range under moderate climatic conditions (Pdh)	kW		2.60
Tj = 7 °C heating output, partial load range in warmer climates (Pdh)	kW		3.9
Tj = 12 °C heating output, partial load range in colder climates (Pdh)	kW		3.4
Tj = 12 °C heating output, partial load range under moderate climatic conditions (Pdh)	kW		3.30
Tj = 12 °C heating output, partial load range in warmer climates (Pdh)	kW		3.3
Tj = dual mode temperature in colder climates (Pdh)	kW		6.6
Tj = dual mode temperature under moderate climatic conditions (Pdh)	kW		6.10
Tj = dual mode temperature in warmer climates (Pdh)	kW		6
Tj = operating temperature limit in colder climates (Pdh)	kW		1.8
Tj = operating temperature limit under moderate climatic conditions (Pdh)	kW		5.10
Tj = operating temperature limit in warmer climates (Pdh)	kW		6
For air/water heat pumps: Tj = -15 °C (if TOL < -20 °C) (Pdh)	kW		0.00
Dual mode temperature in colder climates (Tbiv)	°C		-7
Dual mode temperature in moderate climates (Tbiv)	°C		-5
Dual mode temperature in warmer climates (Tbiv)	°C		2
Seasonal room heating efficiency in colder climates for average temperature applications (ηs)	%		103
Seasonal room heating efficiency in moderate climates for average temperature applications (ηs)	%		125
Seasonal room heating efficiency in warmer climates for average temperature applications (ηs)	%		153
Tj = -7 °C COP, partial load range in colder climates (COPd)			2.4
Tj = -7 °C COP, partial load range under moderate climatic conditions (COPd)			2.00
Tj = 2 °C COP, partial load range in colder climates (COPd)			3.6
Tj = 2 °C COP, partial load range under moderate climatic conditions (COPd)			3.30
Tj = 2 °C COP, partial load range in warmer climates (COPd)			2.2
Tj = 7 °C COP, partial load range in colder climates (COPd)			5
Tj = 7 °C COP, partial load range under moderate climatic conditions (COPd)			4.60
Tj = 7 °C COP, partial load range in warmer climates (COPd)			3.2
Tj = 12 °C COP, partial load range in colder climates (COPd)			6.2
Tj = 12 °C COP, partial load range under moderate climatic conditions (COPd)			6
Tj = 12 °C COP, partial load range in warmer climates (COPd)			5.7
Tj = dual mode temperature in colder climates (COPd)			2.4
Tj = dual mode temperature under moderate climatic conditions (COPd)			2.30

Tj = dual mode temperature in warmer climates (COPd)		2.2
Tj = operating temperature limit in colder climates (COPd)		1.4
Tj = operating temperature limit under moderate climatic conditions (COPd)		2.00
Tj = operating temperature limit in warmer climates (COPd)		2.2
For air/water heat pumps: Tj= -15 °C (if TOL < -20 °C) (COPd)		0.00
Operating temperature limit in colder climates (TOL)	°C	-15
Operating temperature limit in moderate climates (TOL)	°C	-5
Operating temperature limit in warmer climates (TOL)	°C	2
Heating water operating temperature limit in colder climates (WTOL)	°C	60
Heating water operating temperature limit (WTOL)	°C	60
Heating water operating temperature limit in warmer climates (WTOL)	°C	60
Power consumption, OFF state (Poff)	W	17
Power consumption, thermostat OFF state (PTO)	W	30
Standby power consumption (PSB)	W	17
Power consumption, operating state, with crankcase heating (PCK)	W	5
Booster heater heating output in colder climates (Psup)	kW	11
Booster heater heating output (PSUB)	kW	8.00
Booster heater heating output in warmer climates (Psup)	kW	0
Type of energy supply, booster heater		electric
Power control		variable
Sound power level external	dB(A)	57
Annual energy consumption in colder climates for average temperature applications (QHE)	kWh/a	10193
Annual energy consumption in moderate climates for average temperature applications (QHE)	kWh/a	4865
Annual energy consumption in warmer climates for average temperature applications (QHE)	kWh/a	2048
Flow rate, heat source side	m ³ /h	2200
Load profile		L
Daily power consumption (Qelec)	kWh	4.45
Annual power consumption in colder climates (AEC)	kWh/a	1709
Annual power consumption in moderate climates (AEC)	kWh/a	1532
Annual power consumption in warmer climates (AEC)	kWh/a	1200
Energy efficiency for DHW heating (Γ_{wh}) under moderate climatic conditions	%	110
Special measures	For all special measures to be taken during assembly, installation or maintenance of the room heater, see the installation instructions	